

LATAM-WIDE POLL OCTOBER 2025

The Venezuelan Crisis

About the Latam-Wide Poll by AtlasIntel

AtlasIntel's Latam-Wide poll was designed to provide robust estimates of public opinion for the entire adult population of Latin Americans living in the Americas, including the United States and Canada.

Most public opinion polling conducted worldwide is focused on national-level estimates. In the context of regional, continental or global challenges, this approach has inherent limitations: polling in smaller nations will inherently be more limited or entirely missing and integrating results obtained from country-level studies into a holistic view will be hampered by methodological issues related to geographical coverage, question comparability, data quality and initial sampling approaches.

AtlasIntel's Random Digital Recruitment (Atlas RDR) methodology surpasses such challenges by defining a **supranational sampling frame**: a single, unified list of criteria that allows for the **inclusion of every possible Latin American adult living anywhere in the Americas as eligible for inclusion in the poll** — before any country-level quotas or stratification are applied.

Whenever applicable, the systematic oversampling of smaller population sub-groups, re-adjusted to their true weights in the final sample calibration, enables the estimation of key results within reduced margins of error.

The Atlas Latam-Wide poll provides a snapshot of public opinion among Latin Americans that is at the same time representative of the entire universe and sufficiently granular to allow for the comparison of key demographics, countries, and regions. **The Atlas Latam-Wide poll provides a novel and assertive benchmark of what all Latin Americans think**, providing an equal voice to citizens from regions and backgrounds that are otherwise systematically omitted from public opinion research.

Contents

0	Methodology and sample profile
1	Perceptions of the current situation in Venezuela
2	Narco-state
3	Perceptions of the Venezuelan government and political figures
4	Rebuilding democracy in Venezuela
5	Venezuelan diaspora
6	Visiting Venezuela

0 Methodology and sample profile

Methodology: Atlas RDR

Atlas Random Digital Recruitment [RDR] is a methodology developed by AtlasIntel to calibrate robust samples, representative of the target population.

The method seeks to address sources of bias and possible over- or underrepresentation of specific demographic groups.

Respondents are recruited organically during routine web browsing in geolocated territories on any device (smartphones, tablets, laptops or PCs).

Compared to face-to-face surveys, **RDR avoids the possible psychological impact of human interaction on the respondent at the time of the interview**: the respondent can answer the questionnaire under conditions of full anonymity, without fear of causing a negative impression to the interviewer or to people who may eventually be listening to the answers shared during the interview.

Compared to telephone surveys based on Random Digit Dialing (RDD), **the RDR method allows for granular mapping of non-response patterns**, so that biases arising from variable non-response rates can be adequately addressed during the process of building each sample.

To ensure representativeness at the national level, the AtlasIntel samples are post-stratified using an iterative algorithm on a minimum set of target variables: gender, age group, education level, income level, region, and previous electoral behavior. The samples resulting from the post-stratification process match the profile of the target adult population.

Sample profile

TARGET POPULATION

Latin American adult population

SAMPLE SIZE

6.757 respondents

2.777 respondents (Venezuela)

3.980 respondents (rest of Latin America)

METHODOLOGY

Random Digital Recruitment (Atlas RDR)

MARGIN OF ERROR

±1 p.p.

±2 p.p. (Venezuela)

CONFIDENCE LEVEL FOR ESTIMATING THE MARGIN OF ERROR

95%

POLLING PERIOD

22/10/2025-28/10/2025

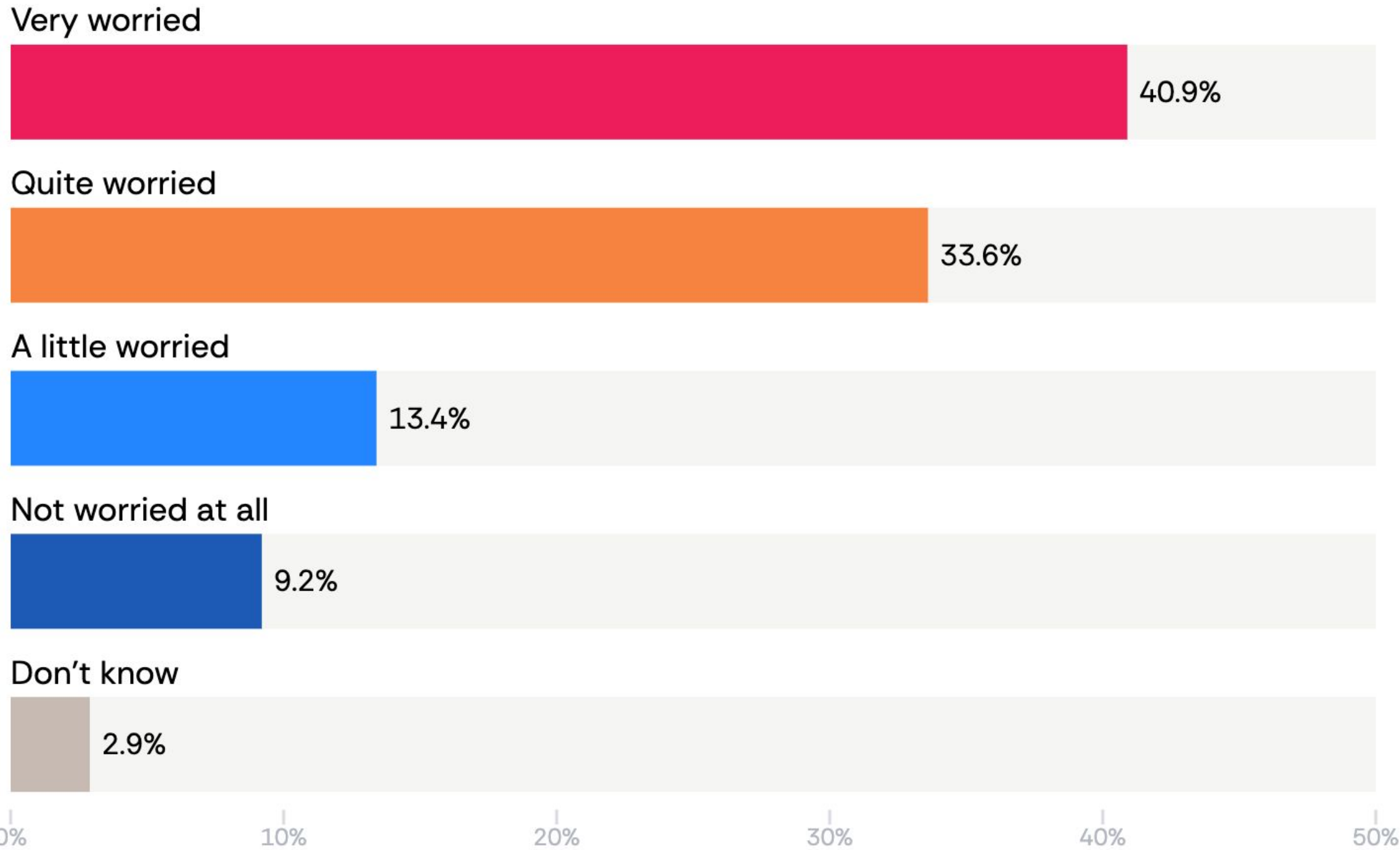
GENDER		
Female	<div><div></div></div>	51.5%
Male	<div><div></div></div>	48.5%
AGE		
45 – 59	<div><div></div></div>	22.2%
25 – 34	<div><div></div></div>	20.6%
35 – 44	<div><div></div></div>	20.6%
60 – 100	<div><div></div></div>	19.3%
16 – 24	<div><div></div></div>	17.2%
INCOME QUINTILE		
Q1 — Inferior	<div><div></div></div>	19.4%
Q2 — Medium-Inferior	<div><div></div></div>	19.5%
Q3 — Medium	<div><div></div></div>	19.2%
Q4 — Medium-Superior	<div><div></div></div>	20.9%
Q5 — Superior	<div><div></div></div>	20.9%
EDUCATION		
No college degree	<div><div></div></div>	71.9%
College degree	<div><div></div></div>	28.1%
REGION		
Brazil	<div><div></div></div>	32.5%
Mexico	<div><div></div></div>	18.0%
Peru, Ecuador & Bolivia	<div><div></div></div>	8.7%
Central America	<div><div></div></div>	8.0%
USA & Canada	<div><div></div></div>	7.4%
Colombia	<div><div></div></div>	7.3%
Argentina	<div><div></div></div>	6.2%
Venezuela	<div><div></div></div>	4.2%
Chile	<div><div></div></div>	3.2%
Caribbean	<div><div></div></div>	2.4%
Paraguay & Uruguay	<div><div></div></div>	2.1%

Margin of Error

GENDER	MARGIN OF ERROR
Male	±2p.p.
Female	±2p.p.
AGE	MARGIN OF ERROR
16-24	±4p.p.
25-34	±3p.p.
35-44	±3p.p.
45-59	±2p.p.
60-100	±2p.p.
EDUCATIONAL LEVEL	MARGIN OF ERROR
College degree	±1p.p.
No college degree	±2p.p.

1 Perceptions of the current situation in Venezuela

How worried are you about the current political and social situation affecting Venezuela?



How worried are you about the current political and social situation affecting Venezuela?

[crosstabs]

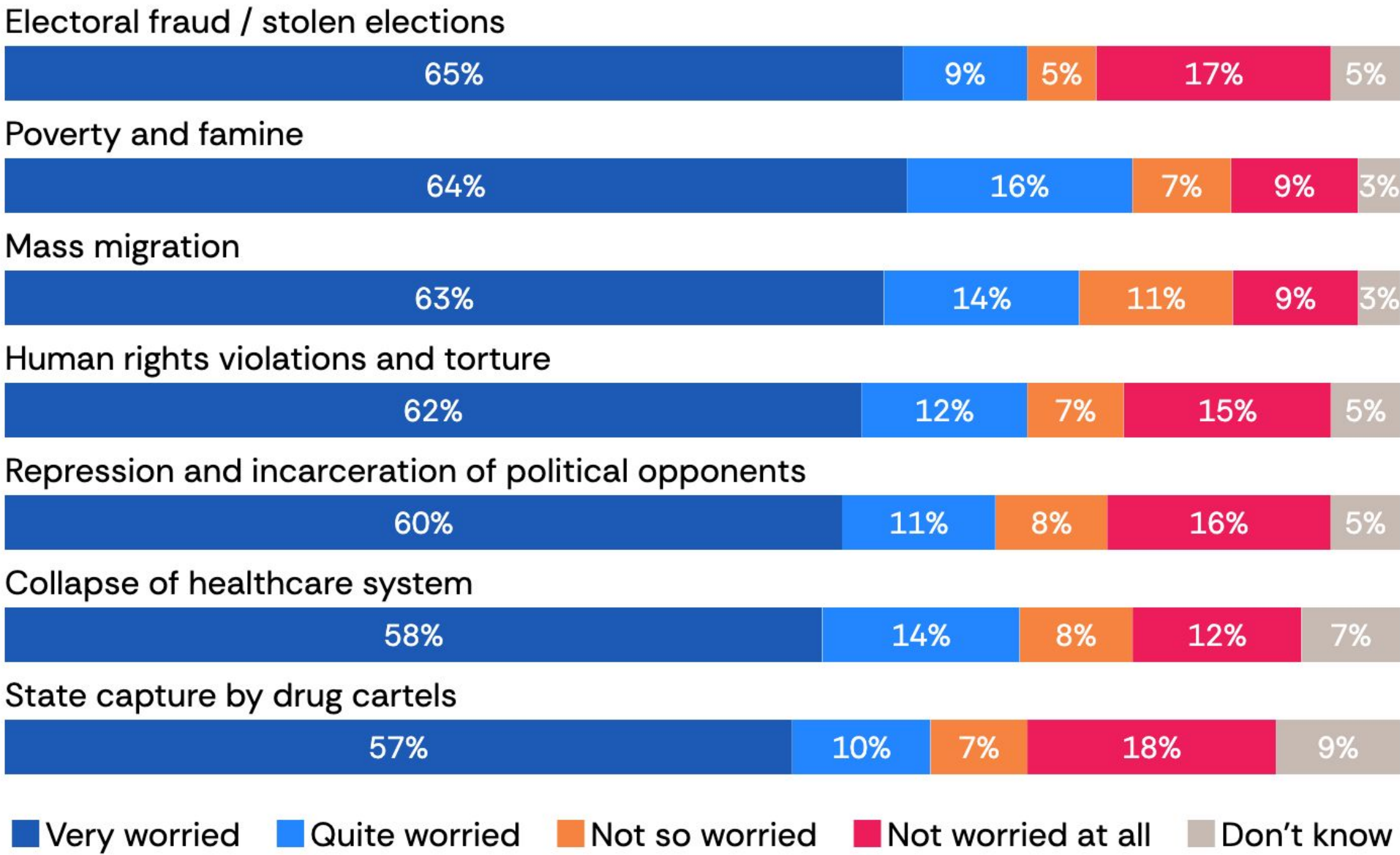
	GENDER		AGE						EDUCATION	
	Male	Female	16 - 24	25 - 34	35 - 44	45 - 59	60 - 100	College degree	No college degree	
Very worried	<div></div> 39.5	<div></div> 42.3	<div></div> 30.7	<div></div> 43.3	<div></div> 43.8	<div></div> 42.1	<div></div> 43.1	<div></div> 41.6	<div></div> 40.7	
Quite worried	<div></div> 33.4	<div></div> 33.7	<div></div> 44.5	<div></div> 28.6	<div></div> 28.5	<div></div> 30.5	<div></div> 38.1	<div></div> 32.8	<div></div> 33.9	
A little worried	<div></div> 15.7	<div></div> 11.3	<div></div> 17.1	<div></div> 11.4	<div></div> 13.5	<div></div> 14.8	<div></div> 10.6	<div></div> 10.7	<div></div> 14.5	
Not worried at all	<div></div> 9.8	<div></div> 8.7	<div></div> 4.1	<div></div> 11.4	<div></div> 10.6	<div></div> 11.9	<div></div> 6.8	<div></div> 13.3	<div></div> 7.6	
Don't know	<div></div> 1.6	<div></div> 4	<div></div> 3.6	<div></div> 5.3	<div></div> 3.5	<div></div> 0.7	<div></div> 1.4	<div></div> 1.6	<div></div> 3.4	

	VENEZUELAN		FAMILY INCOME QUINTILE					VENEZUELAN DIASPORA	
	Yes	No	Q1 – Inferior	Q2 – Medium-Inferior	Q3 – Medium	Q4 – Medium-Superior	Q5 – Superior	No	Yes
Very worried	<div></div> 57.8	<div></div> 39.9	<div></div> 48	<div></div> 44.9	<div></div> 40.4	<div></div> 32.4	<div></div> 39.7	<div></div> 40.4	<div></div> 75.3
Quite worried	<div></div> 26.2	<div></div> 34	<div></div> 26.7	<div></div> 25.1	<div></div> 37.8	<div></div> 41.1	<div></div> 36.5	<div></div> 33.8	<div></div> 16.9
A little worried	<div></div> 8.6	<div></div> 13.7	<div></div> 13.1	<div></div> 14.9	<div></div> 15	<div></div> 14	<div></div> 10.4	<div></div> 13.6	<div></div> 3.7
Not worried at all	<div></div> 3.6	<div></div> 9.6	<div></div> 5.8	<div></div> 11.4	<div></div> 4	<div></div> 12.1	<div></div> 12.3	<div></div> 9.3	<div></div> 3.6
Don't know	<div></div> 3.9	<div></div> 2.8	<div></div> 6.5	<div></div> 3.8	<div></div> 2.9	<div></div> 0.5	<div></div> 1.1	<div></div> 2.9	<div></div> 0.5

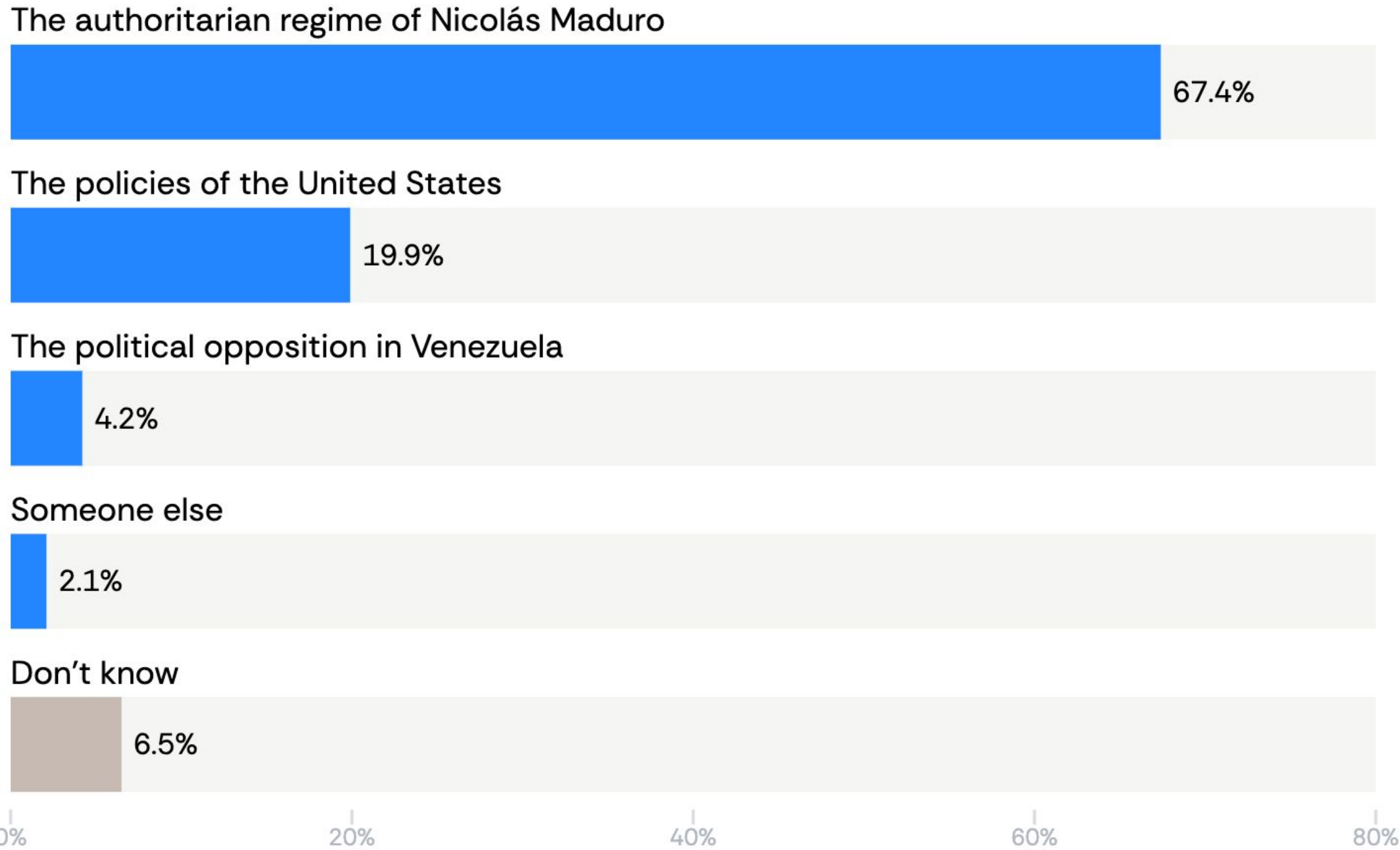
	POLITICAL IDEOLOGY						REGION			
	Right	Center-right	Center	Center-left	Left	No ideology / Don't know	Venezuela	Paraguay & Uruguay	Central America	Argentina
Very worried	<div></div> 53.4	<div></div> 38.6	<div></div> 45.7	<div></div> 18.1	<div></div> 36.3	<div></div> 40.1	<div></div> 50.5	<div></div> 42.5	<div></div> 48.5	<div></div> 42.6
Quite worried	<div></div> 32.4	<div></div> 45.9	<div></div> 44.9	<div></div> 42.4	<div></div> 29.8	<div></div> 23.9	<div></div> 29.7	<div></div> 35.8	<div></div> 22.2	<div></div> 31.6
A little worried	<div></div> 9.1	<div></div> 9.5	<div></div> 7.2	<div></div> 15.5	<div></div> 17.3	<div></div> 18.2	<div></div> 10.7	<div></div> 15.6	<div></div> 17.7	<div></div> 14.2
Not worried at all	<div></div> 4.8	<div></div> 4.9	<div></div> 1.7	<div></div> 21.5	<div></div> 16.2	<div></div> 9.1	<div></div> 3.6	<div></div> 4.2	<div></div> 2.6	<div></div> 10.4
Don't know	<div></div> 0.3	<div></div> 1	<div></div> 0.5	<div></div> 2.6	<div></div> 0.4	<div></div> 8.7	<div></div> 5.4	<div></div> 1.9	<div></div> 9	<div></div> 1.1

	REGION						
	Peru, Ecuador & Bolivia	Colombia	USA & Canada	Chile	Caribbean	Brazil	Mexico
Very worried	<div></div> 46.9	<div></div> 44.8	<div></div> 52.2	<div></div> 39.4	<div></div> 36.5	<div></div> 35.4	<div></div> 36.4
Quite worried	<div></div> 22.1	<div></div> 24.3	<div></div> 34.4	<div></div> 29.1	<div></div> 29.7	<div></div> 38.7	<div></div> 41
A little worried	<div></div> 20.2	<div></div> 16.8	<div></div> 2.9	<div></div> 14.8	<div></div> 18.4	<div></div> 15.6	<div></div> 6.4
Not worried at all	<div></div> 6.2	<div></div> 8	<div></div> 8	<div></div> 5.8	<div></div> 8	<div></div> 9.8	<div></div> 15.7
Don't know	<div></div> 4.5	<div></div> 6.2	<div></div> 2.4	<div></div> 11	<div></div> 7.4	<div></div> 0.6	<div></div> 0.5

How worried are you about each of the following aspects of the crisis affecting Venezuela?



In your opinion, who is the chief responsible for the humanitarian crisis taking place in Venezuela which has resulted in the migration of over eight million people, approx. a quarter of the country’s population?



In your opinion, who is the chief responsible for the humanitarian crisis taking place in Venezuela which has resulted in the migration of over eight million people, approx. a quarter of the country’s population? [crosstabs]

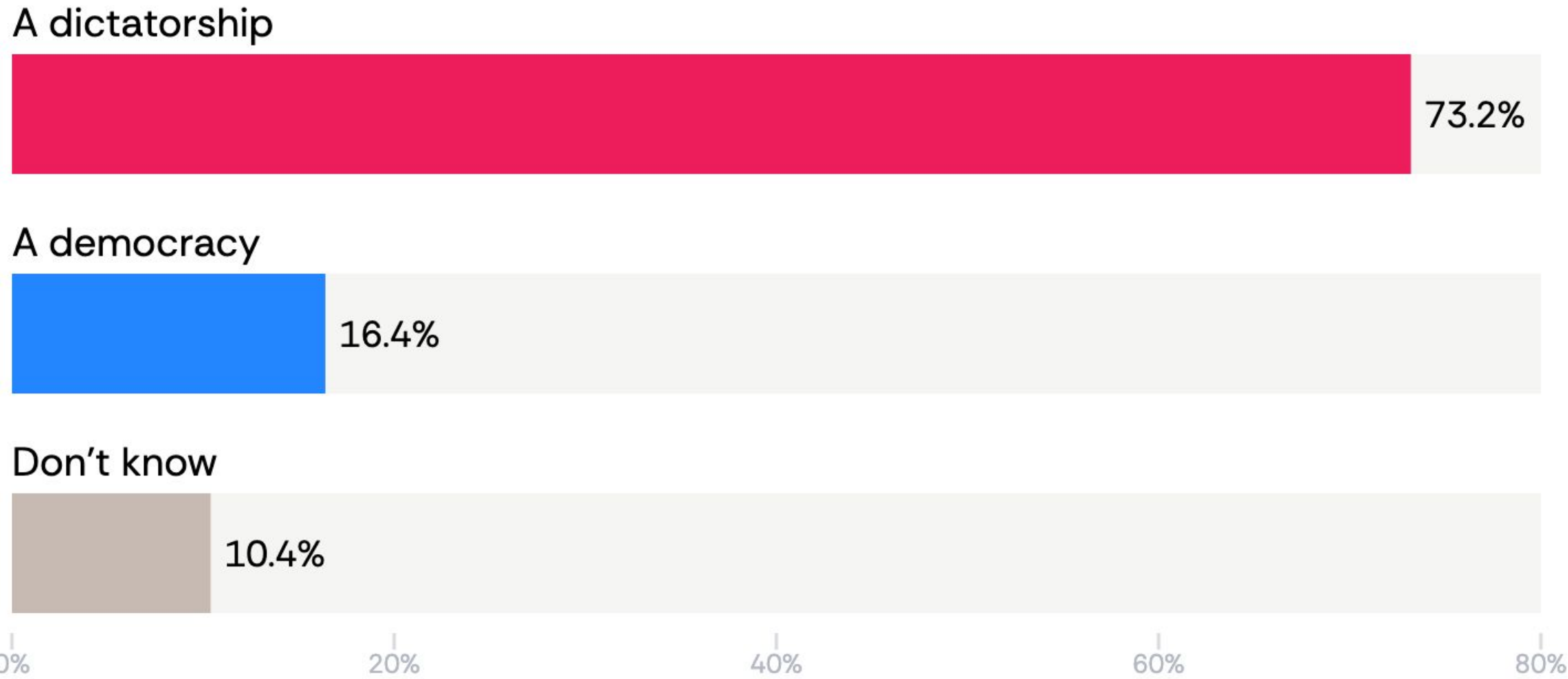
	GENDER				AGE						EDUCATION							
	Male		Female		16 - 24		25 - 34		35 - 44		45 - 59		60 - 100		College degree		No college degree	
The authoritarian reg	<div></div>	65.4	<div></div>	69.3	<div></div>	58.3	<div></div>	61.3	<div></div>	67.1	<div></div>	76.7	<div></div>	72	<div></div>	59.3	<div></div>	70.6
The policies of the Ur	<div></div>	23	<div></div>	16.9	<div></div>	19.7	<div></div>	18.4	<div></div>	19.5	<div></div>	19.2	<div></div>	22.5	<div></div>	31.8	<div></div>	15.2
Don't know	<div></div>	3.3	<div></div>	9.5	<div></div>	14.4	<div></div>	10.1	<div></div>	5.8	<div></div>	1.9	<div></div>	1.5	<div></div>	2.5	<div></div>	8
The political oppositi	<div></div>	5.3	<div></div>	3.2	<div></div>	2.4	<div></div>	9	<div></div>	4.7	<div></div>	1.7	<div></div>	3	<div></div>	4.1	<div></div>	4.2
Someone else	<div></div>	3	<div></div>	1.2	<div></div>	5.2	<div></div>	1.3	<div></div>	3	<div></div>	0.5	<div></div>	1	<div></div>	2.2	<div></div>	2

	VENEZUELAN		FAMILY INCOME QUINTILE					VENEZUELAN DIASPORA	
	Yes	No	Q1 – Inferior	Q2 – Medium-Inferior	Q3 – Medium	Q4 – Medium-Superior	Q5 – Superior	No	Yes
The authoritarian reg	<div><div></div></div> 61.1	<div><div></div></div> 67.8	<div><div></div></div> 65.6	<div><div></div></div> 75	<div><div></div></div> 65.1	<div><div></div></div> 62.8	<div><div></div></div> 68.8	<div><div></div></div> 67.2	<div><div></div></div> 82.1
The policies of the Ur	<div><div></div></div> 6.7	<div><div></div></div> 20.7	<div><div></div></div> 13.9	<div><div></div></div> 9.5	<div><div></div></div> 24.7	<div><div></div></div> 26.4	<div><div></div></div> 24	<div><div></div></div> 20.1	<div><div></div></div> 5.1
Don't know	<div><div></div></div> 21.5	<div><div></div></div> 5.5	<div><div></div></div> 11	<div><div></div></div> 7.7	<div><div></div></div> 4	<div><div></div></div> 7.6	<div><div></div></div> 2.3	<div><div></div></div> 6.5	<div><div></div></div> 5.6
The political oppositi	<div><div></div></div> 6.1	<div><div></div></div> 4.1	<div><div></div></div> 5.6	<div><div></div></div> 3.1	<div><div></div></div> 6.1	<div><div></div></div> 2.6	<div><div></div></div> 3.8	<div><div></div></div> 4.2	<div><div></div></div> 4
Someone else	<div><div></div></div> 4.6	<div><div></div></div> 1.9	<div><div></div></div> 4	<div><div></div></div> 4.7	<div><div></div></div> 0.1	<div><div></div></div> 0.7	<div><div></div></div> 1.1	<div><div></div></div> 2.1	<div><div></div></div> 3.2

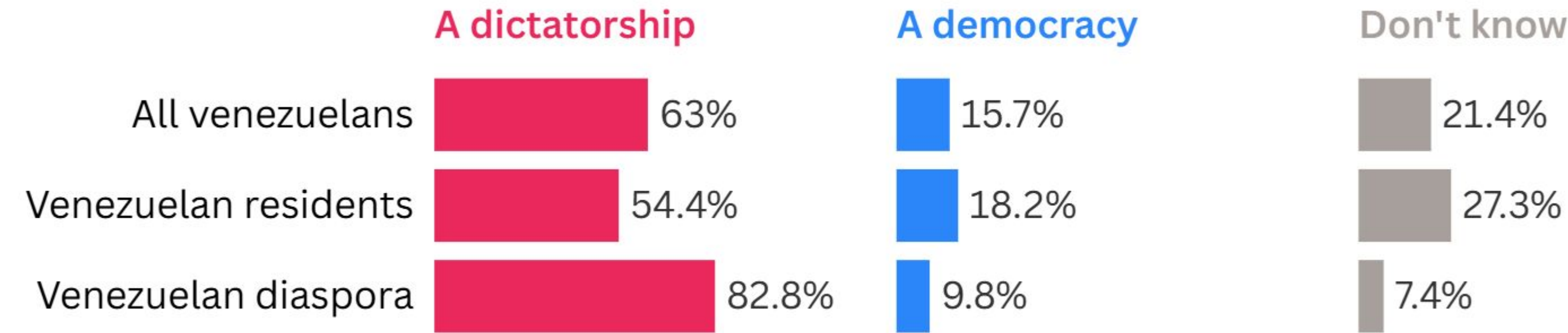
	POLITICAL IDEOLOGY						REGION			
	Right	Center-right	Center	Center-left	Left	No ideology / Don't know	Venezuela	Paraguay & Uruguay	Central America	Argentina
The authoritarian reg	<div><div></div></div> 95.3	<div><div></div></div> 83.9	<div><div></div></div> 75.1	<div><div></div></div> 44.4	<div><div></div></div> 18.3	<div><div></div></div> 70.7	<div><div></div></div> 52.6	<div><div></div></div> 66	<div><div></div></div> 72.3	<div><div></div></div> 64.9
The policies of the Ur	<div><div></div></div> 1.4	<div><div></div></div> 2.3	<div><div></div></div> 14.7	<div><div></div></div> 48.3	<div><div></div></div> 70.3	<div><div></div></div> 4.9	<div><div></div></div> 7.4	<div><div></div></div> 6.1	<div><div></div></div> 6.5	<div><div></div></div> 27.5
Don't know	<div><div></div></div> 0.5	<div><div></div></div> 10.1	<div><div></div></div> 0.4	<div><div></div></div> 2.4	<div><div></div></div> 3.4	<div><div></div></div> 15.6	<div><div></div></div> 27.9	<div><div></div></div> 12.9	<div><div></div></div> 8.5	<div><div></div></div> 2.7
The political oppositi	<div><div></div></div> 2.8	<div><div></div></div> 1.2	<div><div></div></div> 7.7	<div><div></div></div> 4.3	<div><div></div></div> 6.1	<div><div></div></div> 4.5	<div><div></div></div> 7.1	<div><div></div></div> 15	<div><div></div></div> 9.5	<div><div></div></div> 4
Someone else	<div><div></div></div> 0	<div><div></div></div> 2.7	<div><div></div></div> 2.1	<div><div></div></div> 0.6	<div><div></div></div> 1.9	<div><div></div></div> 4.3	<div><div></div></div> 5.1	<div><div></div></div> 0	<div><div></div></div> 3.1	<div><div></div></div> 0.8

	REGION						
	Peru, Ecuador & Bolivia	Colombia	USA & Canada	Chile	Caribbean	Brazil	Mexico
The authoritarian reg	<div><div></div></div> 80.7	<div><div></div></div> 76.5	<div><div></div></div> 60.5	<div><div></div></div> 77.4	<div><div></div></div> 79.4	<div><div></div></div> 70.4	<div><div></div></div> 53.6
The policies of the Ur	<div><div></div></div> 5.8	<div><div></div></div> 4.2	<div><div></div></div> 12.8	<div><div></div></div> 10.4	<div><div></div></div> 7.6	<div><div></div></div> 23.7	<div><div></div></div> 40
Don't know	<div><div></div></div> 4.2	<div><div></div></div> 12.6	<div><div></div></div> 21.2	<div><div></div></div> 8.8	<div><div></div></div> 7.9	<div><div></div></div> 2	<div><div></div></div> 1.2
The political oppositi	<div><div></div></div> 5.3	<div><div></div></div> 3.6	<div><div></div></div> 5.4	<div><div></div></div> 0.3	<div><div></div></div> 5.2	<div><div></div></div> 2.7	<div><div></div></div> 2.5
Someone else	<div><div></div></div> 4.1	<div><div></div></div> 3.1	<div><div></div></div> 0.2	<div><div></div></div> 3.1	<div><div></div></div> 0	<div><div></div></div> 1.1	<div><div></div></div> 2.8

In your opinion, is Venezuela a democracy or a dictatorship?



In your opinion, is Venezuela a democracy or a dictatorship?



In your opinion, is Venezuela a democracy or a dictatorship?

[crosstabs]

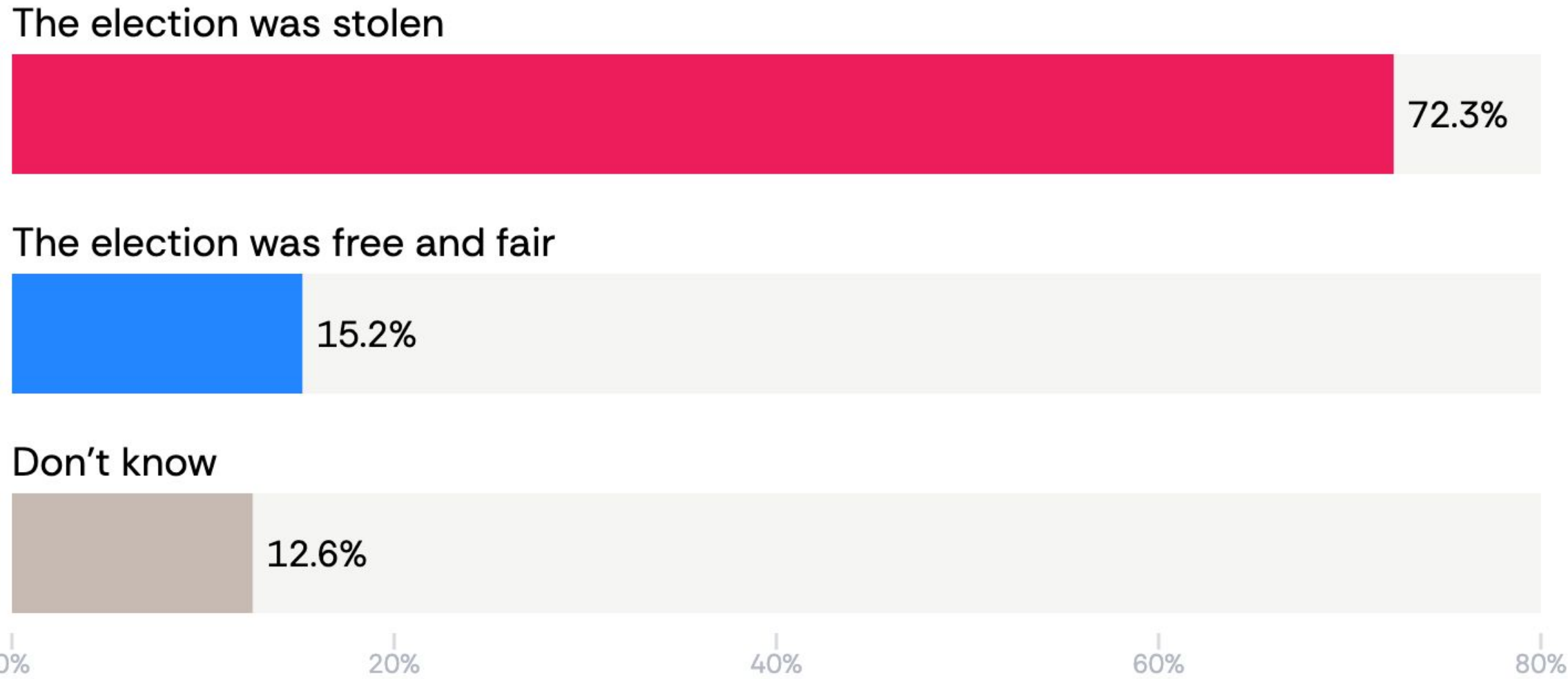
	GENDER		AGE					EDUCATION	
	Male	Female	16 - 24	25 - 34	35 - 44	45 - 59	60 - 100	College degree	No college degree
A dictatorship	<div></div> 74.5	<div></div> 72	<div></div> 67.3	<div></div> 72	<div></div> 70.8	<div></div> 80.5	<div></div> 74.1	<div></div> 65	<div></div> 76.4
A democracy	<div></div> 18.2	<div></div> 14.7	<div></div> 12	<div></div> 14.4	<div></div> 17.2	<div></div> 15.7	<div></div> 22.3	<div></div> 27	<div></div> 12.2
Don't know	<div></div> 7.3	<div></div> 13.3	<div></div> 20.7	<div></div> 13.6	<div></div> 12	<div></div> 3.8	<div></div> 3.6	<div></div> 8	<div></div> 11.3

	VENEZUELAN		FAMILY INCOME QUINTILE					VENEZUELAN DIASPORA	
	Yes	No	Q1 – Inferior	Q2 – Medium-Inferior	Q3 – Medium	Q4 – Medium-Superior	Q5 – Superior	No	Yes
A dictatorship	<div></div> 63	<div></div> 73.8	<div></div> 69.9	<div></div> 82.3	<div></div> 74.4	<div></div> 66.1	<div></div> 73.9	<div></div> 73.1	<div></div> 82.8
A democracy	<div></div> 15.7	<div></div> 16.4	<div></div> 13.9	<div></div> 6.1	<div></div> 20.9	<div></div> 20.6	<div></div> 19.9	<div></div> 16.5	<div></div> 9.8
Don't know	<div></div> 21.4	<div></div> 9.7	<div></div> 16.2	<div></div> 11.6	<div></div> 4.6	<div></div> 13.3	<div></div> 6.3	<div></div> 10.4	<div></div> 7.4

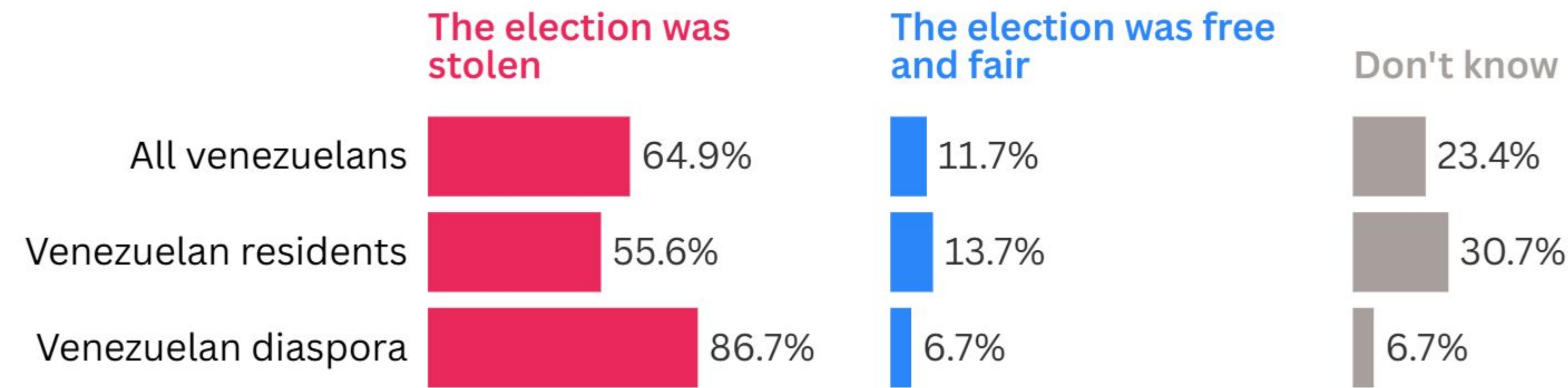
	POLITICAL IDEOLOGY						REGION			
	Right	Center-right	Center	Center-left	Left	No ideology / Don't know	Venezuela	Paraguay & Uruguay	Central America	Argentina
A dictatorship	<div></div> 93.9	<div></div> 84.9	<div></div> 83.2	<div></div> 60	<div></div> 36.9	<div></div> 73	<div></div> 54.5	<div></div> 78.5	<div></div> 74.1	<div></div> 71.7
A democracy	<div></div> 5.8	<div></div> 4.6	<div></div> 15.9	<div></div> 28.9	<div></div> 47.9	<div></div> 7.5	<div></div> 18.2	<div></div> 9	<div></div> 13.8	<div></div> 23.5
Don't know	<div></div> 0.3	<div></div> 10.5	<div></div> 0.9	<div></div> 11.1	<div></div> 15.2	<div></div> 19.6	<div></div> 27.3	<div></div> 12.5	<div></div> 12.1	<div></div> 4.8

	REGION						
	Peru, Ecuador & Bolivia	Colombia	USA & Canada	Chile	Caribbean	Brazil	Mexico
A dictatorship	<div></div> 76.9	<div></div> 78	<div></div> 56.5	<div></div> 77.2	<div></div> 84.4	<div></div> 82	<div></div> 62.1
A democracy	<div></div> 11.8	<div></div> 4.3	<div></div> 22.6	<div></div> 12.5	<div></div> 7.5	<div></div> 10.5	<div></div> 32.7
Don't know	<div></div> 11.3	<div></div> 17.7	<div></div> 20.9	<div></div> 10.2	<div></div> 8.1	<div></div> 7.5	<div></div> 5.2

What is your opinion on the most recent presidential election in Venezuela, in which Nicolas Maduro was proclaimed president for a new term?



What is your opinion on the most recent presidential election in Venezuela, in which Nicolas Maduro was proclaimed president for a new term?



What is your opinion on the most recent presidential election in Venezuela, in which Nicolas Maduro was proclaimed president for a new term? [crosstabs]

	GENDER		AGE						EDUCATION	
	Male	Female	16 - 24	25 - 34	35 - 44	45 - 59	60 - 100	College degree	No college degree	
The election was stol	<div></div> 74.3	<div></div> 70.4	<div></div> 70.6	<div></div> 67.6	<div></div> 69.9	<div></div> 78.2	<div></div> 74.6	<div></div> 63.4	<div></div> 75.7	
The election was free	<div></div> 16.8	<div></div> 13.7	<div></div> 11.2	<div></div> 12.8	<div></div> 15.8	<div></div> 16.1	<div></div> 19.5	<div></div> 25.2	<div></div> 11.3	
Don't know	<div></div> 9	<div></div> 15.9	<div></div> 18.3	<div></div> 19.6	<div></div> 14.3	<div></div> 5.7	<div></div> 5.9	<div></div> 11.4	<div></div> 13	

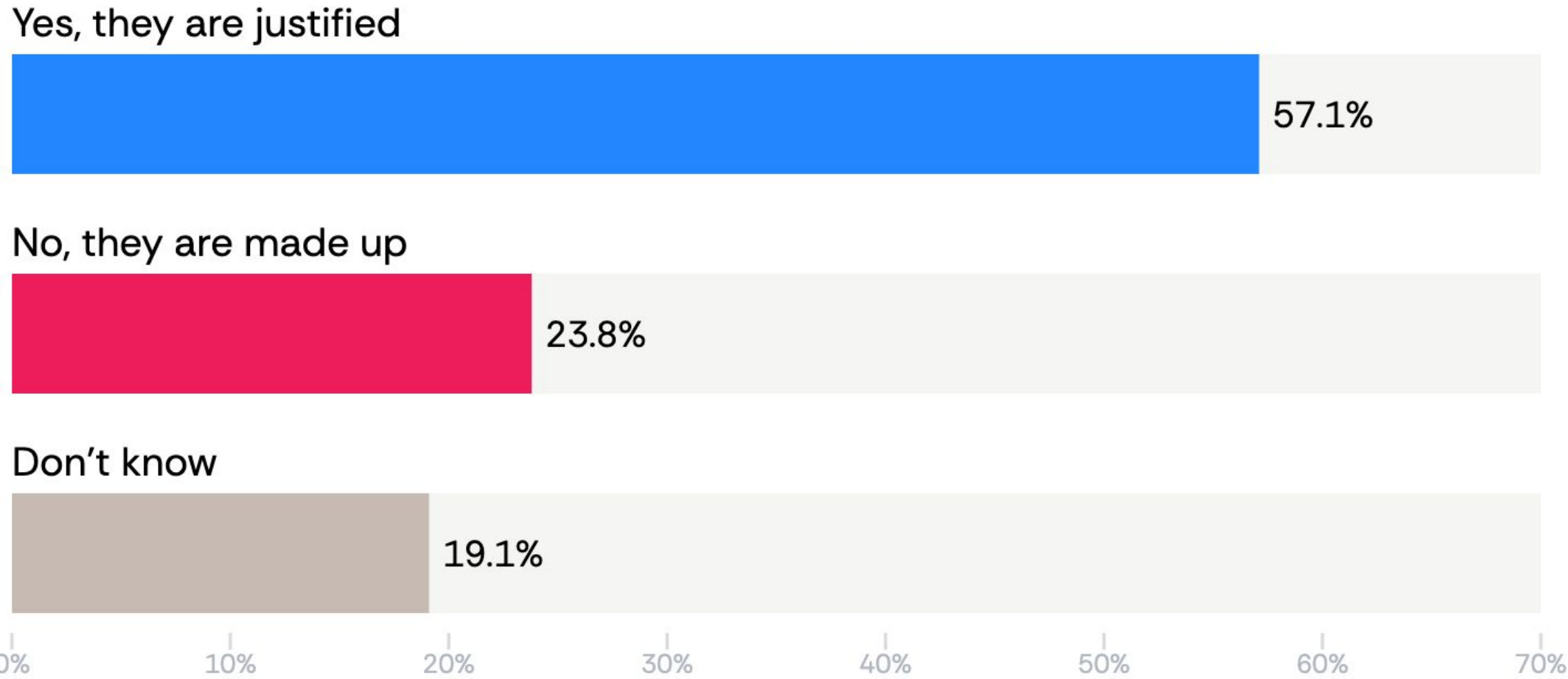
	VENEZUELAN		FAMILY INCOME QUINTILE					VENEZUELAN DIASPORA	
	Yes	No	Q1 – Inferior	Q2 – Medium-Inferior	Q3 – Medium	Q4 – Medium-Superior	Q5 – Superior	No	Yes
The election was stolen	<div></div> 64.9	<div></div> 72.7	<div></div> 70.8	<div></div> 80.2	<div></div> 74.3	<div></div> 65.6	<div></div> 71.1	<div></div> 72	<div></div> 86.7
The election was free	<div></div> 11.7	<div></div> 15.4	<div></div> 11.6	<div></div> 6.6	<div></div> 17.6	<div></div> 19.6	<div></div> 19.8	<div></div> 15.3	<div></div> 6.7
Don't know	<div></div> 23.4	<div></div> 11.9	<div></div> 17.6	<div></div> 13.2	<div></div> 8.1	<div></div> 14.9	<div></div> 9	<div></div> 12.7	<div></div> 6.6

	POLITICAL IDEOLOGY						REGION			
	Right	Center-right	Center	Center-left	Left	No ideology / Don't know	Venezuela	Paraguay & Uruguay	Central America	Argentina
The election was stolen	<div></div> 93.9	<div></div> 84.9	<div></div> 84.4	<div></div> 57.5	<div></div> 33.8	<div></div> 71.9	<div></div> 55.6	<div></div> 72.9	<div></div> 74.3	<div></div> 65.8
The election was free	<div></div> 4.2	<div></div> 4.6	<div></div> 11.4	<div></div> 30.3	<div></div> 47.2	<div></div> 5.9	<div></div> 13.7	<div></div> 9.7	<div></div> 8.2	<div></div> 21.8
Don't know	<div></div> 1.9	<div></div> 10.5	<div></div> 4.2	<div></div> 12.2	<div></div> 19	<div></div> 22.3	<div></div> 30.7	<div></div> 17.4	<div></div> 17.5	<div></div> 12.4

	REGION						
	Peru, Ecuador & Bolivia	Colombia	USA & Canada	Chile	Caribbean	Brazil	Mexico
The election was stolen	<div></div> 80.4	<div></div> 79.7	<div></div> 56.5	<div></div> 80.1	<div></div> 77	<div></div> 79.7	<div></div> 61.4
The election was free	<div></div> 9.3	<div></div> 2.2	<div></div> 22.5	<div></div> 12.4	<div></div> 7.5	<div></div> 11.3	<div></div> 30.6
Don't know	<div></div> 10.3	<div></div> 18.1	<div></div> 21	<div></div> 7.5	<div></div> 15.4	<div></div> 9	<div></div> 8

2 Narco-state

A number of high-ranking Venezuelan officials, including president Nicolás Maduro, have been indicted on drug trafficking charges in the United States and two nephews of Cilia Flores, the 1st lady of Venezuela, are currently serving prison sentences in Florida. In your opinion, are such drug charges brought by the United States against key leaders in the Maduro regime justified?



A number of high-ranking Venezuelan officials, including president Nicolás Maduro, have been indicted on drug trafficking charges in the United States and two nephews of Cilia Flores, the 1st lady of Venezuela, are currently serving prison sentences in Florida. In your opinion, are such drug charges brought by the United States against key leaders in the Maduro regime justified? [crosstabs]

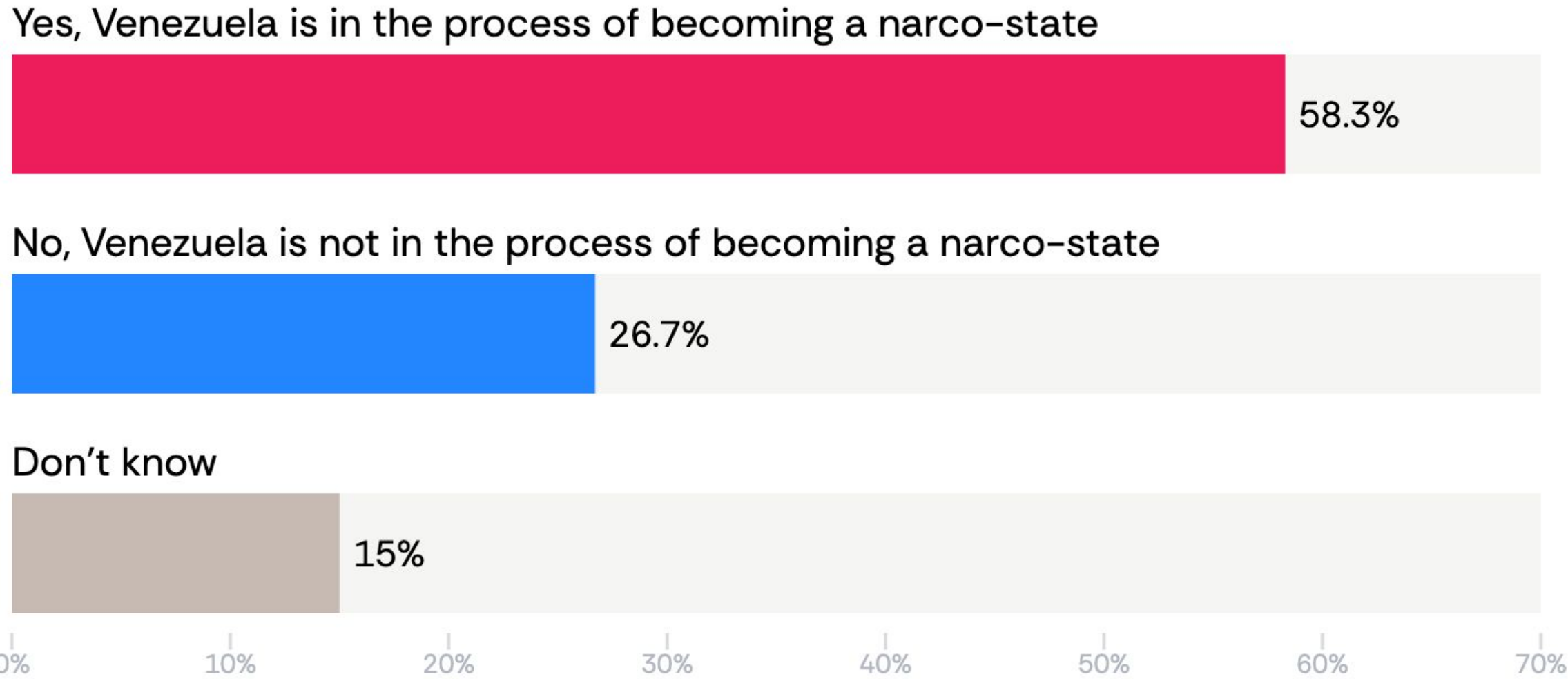
	GENDER		AGE						EDUCATION	
	Male	Female	16 - 24	25 - 34	35 - 44	45 - 59	60 - 100	College degree	No college degree	
Yes, they are justified	<div></div> 56.2	<div></div> 58	<div></div> 51	<div></div> 43.5	<div></div> 54.9	<div></div> 69.9	<div></div> 64.9	<div></div> 53.2	<div></div> 58.6	
No, they are made up	<div></div> 30.7	<div></div> 17.3	<div></div> 22.3	<div></div> 25.3	<div></div> 26.8	<div></div> 19.9	<div></div> 24.7	<div></div> 35.7	<div></div> 19.2	
Don't know	<div></div> 13.1	<div></div> 24.7	<div></div> 26.6	<div></div> 31.2	<div></div> 18.3	<div></div> 10.2	<div></div> 10.4	<div></div> 11.1	<div></div> 22.2	

	VENEZUELAN		FAMILY INCOME QUINTILE					VENEZUELAN DIASPORA	
	Yes	No	Q1 – Inferior	Q2 – Medium-Inferior	Q3 – Medium	Q4 – Medium-Superior	Q5 – Superior	No	Yes
Yes, they are justified	<div></div> 48.9	<div></div> 57.6	<div></div> 51.1	<div></div> 63.9	<div></div> 59.5	<div></div> 57.1	<div></div> 54.3	<div></div> 56.8	<div></div> 76.3
No, they are made up	<div></div> 11	<div></div> 24.6	<div></div> 15.4	<div></div> 17.8	<div></div> 29.8	<div></div> 24.4	<div></div> 31	<div></div> 24	<div></div> 9.5
Don't know	<div></div> 40.1	<div></div> 17.8	<div></div> 33.5	<div></div> 18.3	<div></div> 10.7	<div></div> 18.5	<div></div> 14.7	<div></div> 19.2	<div></div> 14.2

	POLITICAL IDEOLOGY						REGION			
	Right	Center-right	Center	Center-left	Left	No ideology / Don't know	Venezuela	Paraguay & Uruguay	Central America	Argentina
Yes, they are justified	<div></div> 91.6	<div></div> 77.4	<div></div> 66	<div></div> 25.1	<div></div> 7.5	<div></div> 55.3	<div></div> 37.6	<div></div> 60.3	<div></div> 53.6	<div></div> 56.2
No, they are made up	<div></div> 3	<div></div> 5.4	<div></div> 20.7	<div></div> 50.3	<div></div> 78.4	<div></div> 8.8	<div></div> 11.6	<div></div> 9.1	<div></div> 12.6	<div></div> 26.7
Don't know	<div></div> 5.4	<div></div> 17.2	<div></div> 13.3	<div></div> 24.6	<div></div> 14.1	<div></div> 35.9	<div></div> 50.7	<div></div> 30.6	<div></div> 33.8	<div></div> 17.1

	REGION						
	Peru, Ecuador & Bolivia	Colombia	USA & Canada	Chile	Caribbean	Brazil	Mexico
Yes, they are justified	<div></div> 69	<div></div> 55.2	<div></div> 55.5	<div></div> 57.8	<div></div> 73.1	<div></div> 58.8	<div></div> 53.4
No, they are made up	<div></div> 11.8	<div></div> 7.1	<div></div> 20.5	<div></div> 13.6	<div></div> 9.9	<div></div> 30.4	<div></div> 37.9
Don't know	<div></div> 19.2	<div></div> 37.8	<div></div> 24	<div></div> 28.6	<div></div> 17	<div></div> 10.8	<div></div> 8.6

In your opinion, barring some type of external intervention, is Venezuela becoming a narco-state, i.e. a dictatorship fully controlled by drug cartels?



In your opinion, barring some type of external intervention, is Venezuela becoming a narco-state, i.e. a dictatorship fully controlled by drug cartels?

[crosstabs]

	GENDER				AGE						EDUCATION							
	Male		Female		16 - 24		25 - 34		35 - 44		45 - 59		60 - 100		College degree		No college degree	
Yes, Venezuela is in the process of becoming	<div></div>	59.2	<div></div>	57.5	<div></div>	52.9	<div></div>	48.2	<div></div>	59.5	<div></div>	69.8	<div></div>	59.7	<div></div>	52.9	<div></div>	60.4
No, Venezuela is not in the process of becon	<div></div>	31.9	<div></div>	21.7	<div></div>	25	<div></div>	31.4	<div></div>	26.5	<div></div>	22.4	<div></div>	28.1	<div></div>	38.4	<div></div>	22.1
Don't know	<div></div>	8.9	<div></div>	20.8	<div></div>	22.1	<div></div>	20.4	<div></div>	14	<div></div>	7.8	<div></div>	12.2	<div></div>	8.7	<div></div>	17.5

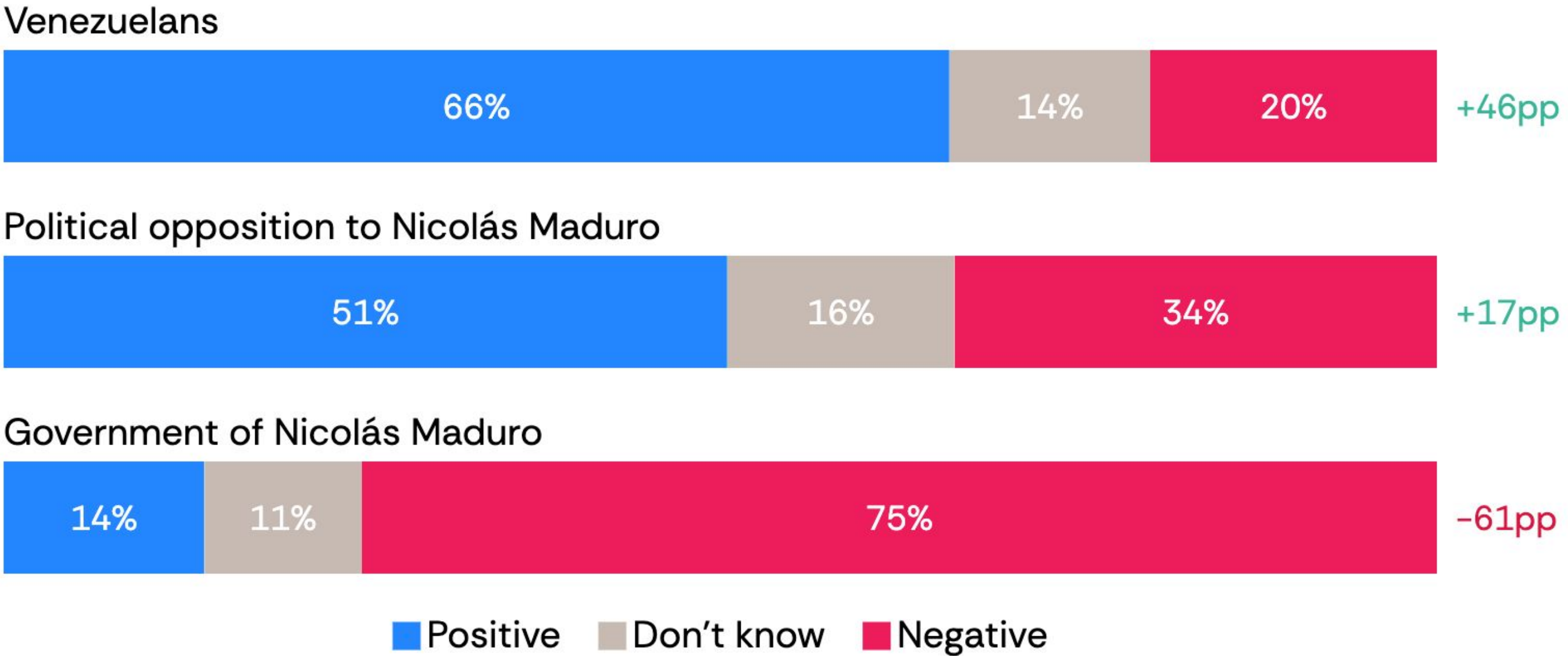
	VENEZUELAN		FAMILY INCOME QUINTILE					VENEZUELAN DIASPORA	
	Yes	No	Q1 – Inferior	Q2 – Medium-Inferior	Q3 – Medium	Q4 – Medium-Superior	Q5 – Superior	No	Yes
Yes, Venezuela is in the process of becoming	<div></div> 47.5	<div></div> 59	<div></div> 54.4	<div></div> 65.3	<div></div> 58.5	<div></div> 57.1	<div></div> 56.6	<div></div> 58	<div></div> 74.4
No, Venezuela is not in the process of becon	<div></div> 19	<div></div> 27.1	<div></div> 18.7	<div></div> 17.9	<div></div> 33.3	<div></div> 28.3	<div></div> 34.4	<div></div> 26.9	<div></div> 10.3
Don't know	<div></div> 33.5	<div></div> 13.9	<div></div> 27	<div></div> 16.8	<div></div> 8.2	<div></div> 14.6	<div></div> 9	<div></div> 15	<div></div> 15.3

	POLITICAL IDEOLOGY						REGION		
	Right	Center-right	Center	Center-left	Left	No ideology / Don't know	Venezuela	Paraguay & Uruguay	Central America
Yes, Venezuela is in the process of becoming	<div></div> 93.4	<div></div> 81.7	<div></div> 66.7	<div></div> 21.7	<div></div> 6.8	<div></div> 57.4	<div></div> 36.5	<div></div> 58.2	<div></div> 60
No, Venezuela is not in the process of becon	<div></div> 3.5	<div></div> 6.9	<div></div> 21.9	<div></div> 63.4	<div></div> 79.8	<div></div> 12.3	<div></div> 22.2	<div></div> 11.7	<div></div> 20.4
Don't know	<div></div> 3	<div></div> 11.4	<div></div> 11.4	<div></div> 14.9	<div></div> 13.4	<div></div> 30.3	<div></div> 41.2	<div></div> 30.1	<div></div> 19.6

	REGION							
	Argentina	Peru, Ecuador & Bolivia	Colombia	USA & Canada	Chile	Caribbean	Brazil	Mexico
Yes, Venezuela is in the process of becoming	<div></div> 58.2	<div></div> 76.9	<div></div> 61.1	<div></div> 44.5	<div></div> 60.3	<div></div> 64.1	<div></div> 60.5	<div></div> 53.2
No, Venezuela is not in the process of becon	<div></div> 30.6	<div></div> 12.1	<div></div> 11.9	<div></div> 23.1	<div></div> 15.3	<div></div> 18	<div></div> 31.4	<div></div> 39.9
Don't know	<div></div> 11.2	<div></div> 11	<div></div> 27.1	<div></div> 32.5	<div></div> 24.4	<div></div> 17.9	<div></div> 8.1	<div></div> 6.8

3 Perceptions of the Venezuelan government and political figures

Do you have a positive or negative image of Venezuelans, as a nation or ethnicity? And what is your image of the current government led by Nicolás Maduro and of the political opposition seeking to remove him from power?



Do you have a positive or negative image of Venezuelans, as a nation or ethnicity? And what is your image of the current government led by Nicolás Maduro and of the political opposition seeking to remove him from power? [crosstabs]

	GENDER		AGE					EDUCATION		VENEZUELAN	
	Male	Female	16 - 24	25 - 34	35 - 44	45 - 59	60 - 100	College degree	No college degree	Yes	No
Venezuelans											
Positive	<div><div></div></div> 71.4	<div><div></div></div> 61.1	<div><div></div></div> 64.9	<div><div></div></div> 62.5	<div><div></div></div> 65.4	<div><div></div></div> 65	<div><div></div></div> 72.9	<div><div></div></div> 72.1	<div><div></div></div> 63.7	<div><div></div></div> 57.2	<div><div></div></div> 66.6
Don't know	<div><div></div></div> 10	<div><div></div></div> 16.9	<div><div></div></div> 19.6	<div><div></div></div> 21.8	<div><div></div></div> 13	<div><div></div></div> 6.8	<div><div></div></div> 7.7	<div><div></div></div> 9.2	<div><div></div></div> 15.2	<div><div></div></div> 26.8	<div><div></div></div> 12.7
Negative	<div><div></div></div> 18.6	<div><div></div></div> 22.1	<div><div></div></div> 15.5	<div><div></div></div> 15.7	<div><div></div></div> 21.6	<div><div></div></div> 28.2	<div><div></div></div> 19.3	<div><div></div></div> 18.7	<div><div></div></div> 21	<div><div></div></div> 16	<div><div></div></div> 20.6
Political opposition t											
Positive	<div><div></div></div> 50.6	<div><div></div></div> 50.5	<div><div></div></div> 42.6	<div><div></div></div> 34.8	<div><div></div></div> 54.4	<div><div></div></div> 60.1	<div><div></div></div> 59.4	<div><div></div></div> 52.8	<div><div></div></div> 49.7	<div><div></div></div> 30.6	<div><div></div></div> 51.8
Don't know	<div><div></div></div> 13	<div><div></div></div> 18.3	<div><div></div></div> 25.5	<div><div></div></div> 22.1	<div><div></div></div> 14.5	<div><div></div></div> 11	<div><div></div></div> 6.8	<div><div></div></div> 10	<div><div></div></div> 17.9	<div><div></div></div> 34.6	<div><div></div></div> 14.5
Negative	<div><div></div></div> 36.4	<div><div></div></div> 31.3	<div><div></div></div> 31.9	<div><div></div></div> 43.1	<div><div></div></div> 31.1	<div><div></div></div> 28.9	<div><div></div></div> 33.8	<div><div></div></div> 37.2	<div><div></div></div> 32.4	<div><div></div></div> 34.8	<div><div></div></div> 33.7
Government of Nicol											
Positive	<div><div></div></div> 15.2	<div><div></div></div> 12.7	<div><div></div></div> 3	<div><div></div></div> 15.3	<div><div></div></div> 14.8	<div><div></div></div> 14.8	<div><div></div></div> 20	<div><div></div></div> 26.3	<div><div></div></div> 9.1	<div><div></div></div> 12.1	<div><div></div></div> 14
Don't know	<div><div></div></div> 7.4	<div><div></div></div> 14.8	<div><div></div></div> 20	<div><div></div></div> 13.9	<div><div></div></div> 13.5	<div><div></div></div> 6.1	<div><div></div></div> 4.1	<div><div></div></div> 7.2	<div><div></div></div> 12.8	<div><div></div></div> 24.4	<div><div></div></div> 10.4
Negative	<div><div></div></div> 77.4	<div><div></div></div> 72.5	<div><div></div></div> 77.1	<div><div></div></div> 70.9	<div><div></div></div> 71.6	<div><div></div></div> 79.1	<div><div></div></div> 75.9	<div><div></div></div> 66.5	<div><div></div></div> 78.1	<div><div></div></div> 63.4	<div><div></div></div> 75.5

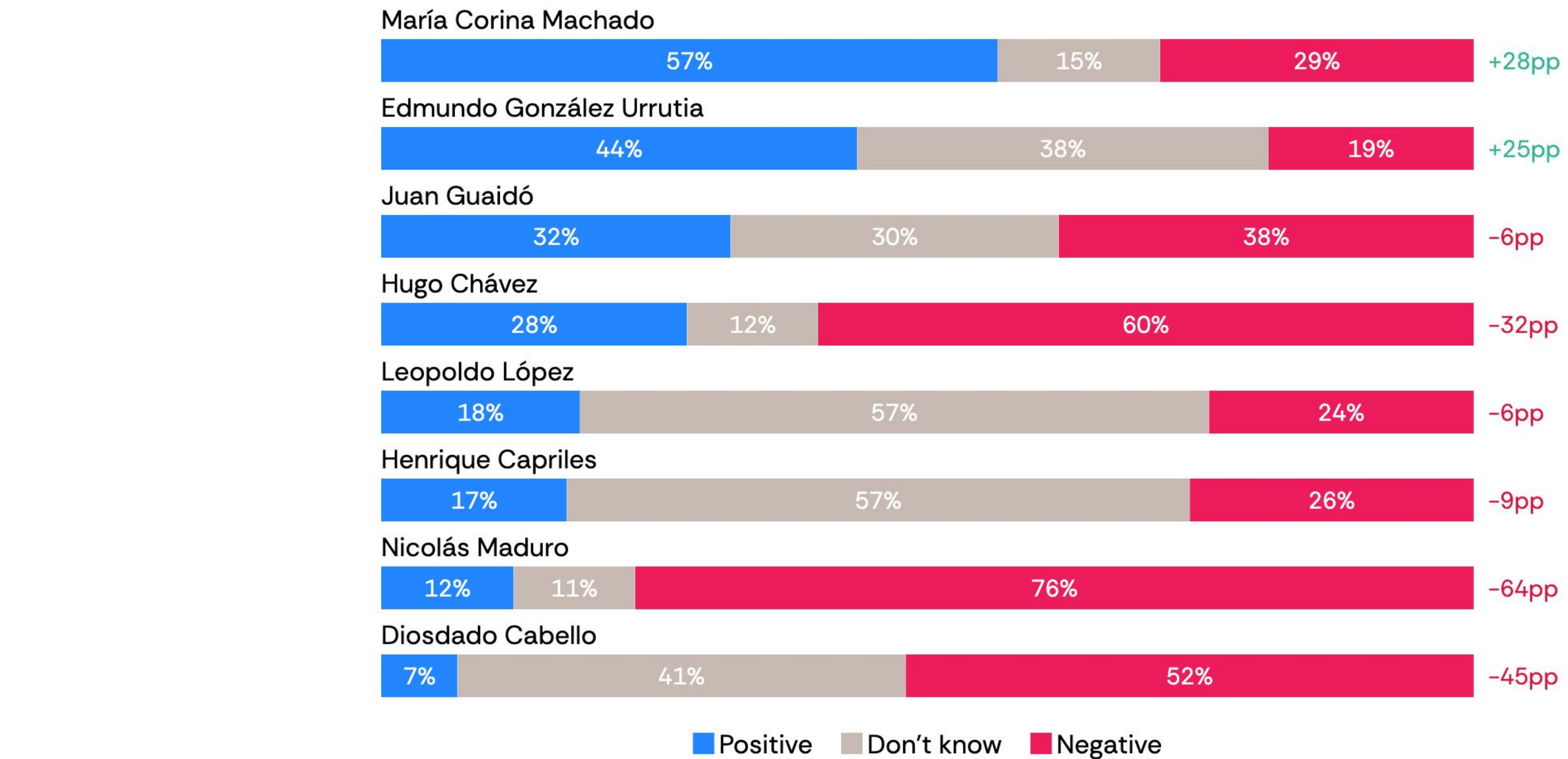
	FAMILY INCOME QUINTILE					POLITICAL IDEOLOGY					
	Q1 – Inferior	Q2 – Medium-Inferior	Q3 – Medium	Q4 – Medium-Superior	Q5 – Superior	Right	Center-right	Center	Center-left	Left	No ideology / Don't know
Venezuelans											
Positive	<div><div></div></div> 51.5	<div><div></div></div> 66.9	<div><div></div></div> 70.5	<div><div></div></div> 68.5	<div><div></div></div> 72.4	<div><div></div></div> 61.5	<div><div></div></div> 60.2	<div><div></div></div> 76.1	<div><div></div></div> 79.2	<div><div></div></div> 89.8	<div><div></div></div> 49.9
Don't know	<div><div></div></div> 20.5	<div><div></div></div> 13.1	<div><div></div></div> 11.1	<div><div></div></div> 14.2	<div><div></div></div> 9.1	<div><div></div></div> 12.4	<div><div></div></div> 16.9	<div><div></div></div> 1.8	<div><div></div></div> 8.5	<div><div></div></div> 4.1	<div><div></div></div> 24.8
Negative	<div><div></div></div> 28	<div><div></div></div> 20	<div><div></div></div> 18.4	<div><div></div></div> 17.3	<div><div></div></div> 18.4	<div><div></div></div> 26.1	<div><div></div></div> 22.9	<div><div></div></div> 22.1	<div><div></div></div> 12.3	<div><div></div></div> 6	<div><div></div></div> 25.3
Political opposition t											
Positive	<div><div></div></div> 48.3	<div><div></div></div> 48.9	<div><div></div></div> 47.5	<div><div></div></div> 55.7	<div><div></div></div> 51.9	<div><div></div></div> 74.4	<div><div></div></div> 68.8	<div><div></div></div> 50.8	<div><div></div></div> 29.3	<div><div></div></div> 20.1	<div><div></div></div> 46.3
Don't know	<div><div></div></div> 20.4	<div><div></div></div> 16.5	<div><div></div></div> 12.4	<div><div></div></div> 13.9	<div><div></div></div> 15.4	<div><div></div></div> 10.8	<div><div></div></div> 15.2	<div><div></div></div> 10.7	<div><div></div></div> 18.9	<div><div></div></div> 8	<div><div></div></div> 26
Negative	<div><div></div></div> 31.3	<div><div></div></div> 34.7	<div><div></div></div> 40.1	<div><div></div></div> 30.4	<div><div></div></div> 32.6	<div><div></div></div> 14.9	<div><div></div></div> 16	<div><div></div></div> 38.5	<div><div></div></div> 51.8	<div><div></div></div> 71.9	<div><div></div></div> 27.7
Government of Nicol											
Positive	<div><div></div></div> 11.2	<div><div></div></div> 5.5	<div><div></div></div> 14.6	<div><div></div></div> 17.8	<div><div></div></div> 19.6	<div><div></div></div> 4.1	<div><div></div></div> 4.7	<div><div></div></div> 13.8	<div><div></div></div> 29.7	<div><div></div></div> 40.3	<div><div></div></div> 4.9
Don't know	<div><div></div></div> 16.5	<div><div></div></div> 10.4	<div><div></div></div> 8.1	<div><div></div></div> 14	<div><div></div></div> 7.3	<div><div></div></div> 1.2	<div><div></div></div> 10.1	<div><div></div></div> 0.8	<div><div></div></div> 8.6	<div><div></div></div> 20.5	<div><div></div></div> 19.6
Negative	<div><div></div></div> 72.2	<div><div></div></div> 84.1	<div><div></div></div> 77.3	<div><div></div></div> 68.3	<div><div></div></div> 73	<div><div></div></div> 94.7	<div><div></div></div> 85.2	<div><div></div></div> 85.5	<div><div></div></div> 61.7	<div><div></div></div> 39.2	<div><div></div></div> 75.5

Do you have a positive or negative image of Venezuelans, as a nation or ethnicity? And what is your image of the current government led by Nicolás Maduro and of the political opposition seeking to remove him from power? [crosstabs]

	REGION											
	Venezuela	Paraguay & Uruguay	Central America	Argentina	Peru, Ecuador & Bolivia	Colombia	USA & Canada	Chile	Caribbean	Brazil	Mexico	
Venezuelans												
Positive	<div></div> 50.9	<div></div> 47.3	<div></div> 59.9	<div></div> 77.7	<div></div> 46.7	<div></div> 52.8	<div></div> 61.8	<div></div> 34.3	<div></div> 68.5	<div></div> 73.9	<div></div> 78.5	
Don't know	<div></div> 32.2	<div></div> 25.2	<div></div> 15.7	<div></div> 7.9	<div></div> 13.5	<div></div> 24.5	<div></div> 26.9	<div></div> 13.6	<div></div> 13.9	<div></div> 10.4	<div></div> 4.7	
Negative	<div></div> 16.8	<div></div> 27.4	<div></div> 24.5	<div></div> 14.4	<div></div> 39.8	<div></div> 22.7	<div></div> 11.3	<div></div> 52.1	<div></div> 17.5	<div></div> 15.8	<div></div> 16.9	
Political opposition to Maduro												
Positive	<div></div> 26.3	<div></div> 59.7	<div></div> 48.4	<div></div> 47	<div></div> 49	<div></div> 38.7	<div></div> 37.4	<div></div> 45.1	<div></div> 43.6	<div></div> 57.8	<div></div> 56.9	
Don't know	<div></div> 40	<div></div> 19.1	<div></div> 18.1	<div></div> 14.2	<div></div> 17.7	<div></div> 18.9	<div></div> 26.5	<div></div> 19.9	<div></div> 17.9	<div></div> 11.3	<div></div> 9.4	
Negative	<div></div> 33.7	<div></div> 21.2	<div></div> 33.5	<div></div> 38.7	<div></div> 33.3	<div></div> 42.4	<div></div> 36.2	<div></div> 35.1	<div></div> 38.5	<div></div> 30.9	<div></div> 33.7	
Government of Nicolás Maduro												
Positive	<div></div> 13.5	<div></div> 5.8	<div></div> 12.8	<div></div> 18.7	<div></div> 4.9	<div></div> 4.8	<div></div> 23	<div></div> 8.6	<div></div> 3	<div></div> 9.6	<div></div> 28.3	
Don't know	<div></div> 31.5	<div></div> 10.2	<div></div> 11.1	<div></div> 7.9	<div></div> 13	<div></div> 14.3	<div></div> 20.6	<div></div> 10.5	<div></div> 15.7	<div></div> 7	<div></div> 9.3	
Negative	<div></div> 55	<div></div> 84	<div></div> 76.1	<div></div> 73.4	<div></div> 82.1	<div></div> 80.9	<div></div> 56.5	<div></div> 80.8	<div></div> 81.4	<div></div> 83.4	<div></div> 62.4	

	VENEZUELAN DIASPORA	
	No	Yes
Venezuelans		
Positive	<div></div> 66	<div></div> 72.3
Don't know	<div></div> 13.5	<div></div> 14.2
Negative	<div></div> 20.5	<div></div> 13.4
Political opposition t		
Positive	<div></div> 50.7	<div></div> 40.9
Don't know	<div></div> 15.6	<div></div> 22.5
Negative	<div></div> 33.7	<div></div> 36.7
Government of Nicol		
Positive	<div></div> 14	<div></div> 8.2
Don't know	<div></div> 11.3	<div></div> 7.7
Negative	<div></div> 74.7	<div></div> 84.1

Do you have a positive or negative image of the following political figures?



Do you have a positive or negative image of the following political figures? [crosstabs]

	GENDER		AGE					EDUCATION		FAMILY INCOME QUINTILE				
	Male	Female	16 - 24	25 - 34	35 - 44	45 - 59	60 - 100	College degree	No college degree	Q1 – Inferior	Q2 – Medium-Inferior	Q3 – Medium	Q4 – Medium-Superior	Q5 – Superior
María Corina Macha														
Positive	<div></div> 56.9	<div></div> 56.2	<div></div> 42	<div></div> 48.9	<div></div> 54.4	<div></div> 67.5	<div></div> 67.3	<div></div> 51.8	<div></div> 58.4	<div></div> 57.2	<div></div> 63.3	<div></div> 55.2	<div></div> 54.7	<div></div> 52.7
Don't know	<div></div> 10.5	<div></div> 19.2	<div></div> 27.2	<div></div> 21.6	<div></div> 14.4	<div></div> 8	<div></div> 5.6	<div></div> 7.2	<div></div> 18	<div></div> 24.5	<div></div> 14	<div></div> 11.9	<div></div> 13.9	<div></div> 10.9
Negative	<div></div> 32.6	<div></div> 24.6	<div></div> 30.8	<div></div> 29.5	<div></div> 31.2	<div></div> 24.5	<div></div> 27	<div></div> 40.9	<div></div> 23.7	<div></div> 18.3	<div></div> 22.6	<div></div> 32.9	<div></div> 31.5	<div></div> 36.4
Edmundo González L														
Positive	<div></div> 42.9	<div></div> 44	<div></div> 35	<div></div> 30.8	<div></div> 42.4	<div></div> 53.1	<div></div> 54.9	<div></div> 42.6	<div></div> 43.8	<div></div> 41.1	<div></div> 50.5	<div></div> 44.3	<div></div> 43	<div></div> 39.1
Don't know	<div></div> 34.6	<div></div> 40.6	<div></div> 45.4	<div></div> 44.9	<div></div> 39.2	<div></div> 33.4	<div></div> 26.5	<div></div> 30.3	<div></div> 40.6	<div></div> 39	<div></div> 34.4	<div></div> 34.2	<div></div> 35	<div></div> 45.4
Negative	<div></div> 22.5	<div></div> 15.3	<div></div> 19.6	<div></div> 24.3	<div></div> 18.4	<div></div> 13.5	<div></div> 18.6	<div></div> 27.1	<div></div> 15.5	<div></div> 19.9	<div></div> 15.1	<div></div> 21.5	<div></div> 22	<div></div> 15.5
Juan Guaidó														
Positive	<div></div> 30.7	<div></div> 33	<div></div> 18.8	<div></div> 27.4	<div></div> 29.1	<div></div> 41.3	<div></div> 40.2	<div></div> 27.1	<div></div> 33.7	<div></div> 18.6	<div></div> 46.7	<div></div> 29.9	<div></div> 32.6	<div></div> 31.3
Don't know	<div></div> 26	<div></div> 34.2	<div></div> 45.4	<div></div> 32.3	<div></div> 28	<div></div> 25.6	<div></div> 22.1	<div></div> 22.2	<div></div> 33.4	<div></div> 41.7	<div></div> 25	<div></div> 32.6	<div></div> 31.5	<div></div> 21.1
Negative	<div></div> 43.3	<div></div> 32.9	<div></div> 35.8	<div></div> 40.2	<div></div> 42.9	<div></div> 33	<div></div> 37.6	<div></div> 50.7	<div></div> 32.9	<div></div> 39.7	<div></div> 28.3	<div></div> 37.5	<div></div> 35.9	<div></div> 47.6
Hugo Chávez														
Positive	<div></div> 33	<div></div> 23.2	<div></div> 22	<div></div> 34	<div></div> 33.3	<div></div> 18.9	<div></div> 31.3	<div></div> 38	<div></div> 24	<div></div> 25.4	<div></div> 26.6	<div></div> 31.3	<div></div> 27	<div></div> 29.5
Don't know	<div></div> 6.1	<div></div> 17.6	<div></div> 27.3	<div></div> 20.9	<div></div> 6	<div></div> 5.8	<div></div> 2.4	<div></div> 4.4	<div></div> 14.9	<div></div> 20.2	<div></div> 18.9	<div></div> 5.5	<div></div> 10.9	<div></div> 4.9
Negative	<div></div> 60.9	<div></div> 59.2	<div></div> 50.7	<div></div> 45.1	<div></div> 60.7	<div></div> 75.4	<div></div> 66.3	<div></div> 57.6	<div></div> 61.1	<div></div> 54.4	<div></div> 54.5	<div></div> 63.2	<div></div> 62.2	<div></div> 65.6
Leopoldo López														
Positive	<div></div> 17.9	<div></div> 18.9	<div></div> 13.2	<div></div> 10.7	<div></div> 17	<div></div> 24.6	<div></div> 25.7	<div></div> 14.6	<div></div> 19.9	<div></div> 16.3	<div></div> 24.7	<div></div> 21.5	<div></div> 17.5	<div></div> 12.6
Don't know	<div></div> 56.1	<div></div> 58.3	<div></div> 70	<div></div> 51.2	<div></div> 58.1	<div></div> 55.1	<div></div> 53.6	<div></div> 56	<div></div> 57.7	<div></div> 55.6	<div></div> 45.6	<div></div> 54.2	<div></div> 59.5	<div></div> 70
Negative	<div></div> 26	<div></div> 22.9	<div></div> 16.8	<div></div> 38.1	<div></div> 24.9	<div></div> 20.2	<div></div> 20.7	<div></div> 29.4	<div></div> 22.4	<div></div> 28.1	<div></div> 29.7	<div></div> 24.4	<div></div> 23.1	<div></div> 17.3
Henrique Capriles														
Positive	<div></div> 17.3	<div></div> 16.8	<div></div> 6.7	<div></div> 15.3	<div></div> 14	<div></div> 24.2	<div></div> 23.3	<div></div> 15.2	<div></div> 17.8	<div></div> 15.7	<div></div> 19.3	<div></div> 16.6	<div></div> 18.2	<div></div> 15.6
Don't know	<div></div> 53.2	<div></div> 59.5	<div></div> 69.3	<div></div> 56	<div></div> 57.9	<div></div> 51.9	<div></div> 49.4	<div></div> 52.1	<div></div> 58.2	<div></div> 52.7	<div></div> 55.7	<div></div> 55.4	<div></div> 55.5	<div></div> 62.6
Negative	<div></div> 29.5	<div></div> 23.6	<div></div> 24	<div></div> 28.7	<div></div> 28.1	<div></div> 23.9	<div></div> 27.3	<div></div> 32.8	<div></div> 24	<div></div> 31.6	<div></div> 25	<div></div> 27.9	<div></div> 26.3	<div></div> 21.8
Nicolás Maduro														
Positive	<div></div> 12.4	<div></div> 12.3	<div></div> 2.6	<div></div> 13.9	<div></div> 10.1	<div></div> 13.6	<div></div> 20.1	<div></div> 23.3	<div></div> 8.1	<div></div> 10.2	<div></div> 4.2	<div></div> 13.9	<div></div> 16.5	<div></div> 16.2
Don't know	<div></div> 9.1	<div></div> 13.4	<div></div> 20	<div></div> 16.9	<div></div> 12.7	<div></div> 4.7	<div></div> 3.9	<div></div> 6.5	<div></div> 13.2	<div></div> 15.9	<div></div> 9.8	<div></div> 9.2	<div></div> 12.7	<div></div> 9.1
Negative	<div></div> 78.5	<div></div> 74.2	<div></div> 77.4	<div></div> 69.1	<div></div> 77.1	<div></div> 81.7	<div></div> 76	<div></div> 70.2	<div></div> 78.7	<div></div> 73.9	<div></div> 85.9	<div></div> 76.8	<div></div> 70.8	<div></div> 74.7
Díosdado Cabello														
Positive	<div></div> 6.6	<div></div> 7.9	<div></div> 2.5	<div></div> 10	<div></div> 8.8	<div></div> 6.8	<div></div> 7.6	<div></div> 10.2	<div></div> 6.1	<div></div> 12.1	<div></div> 6.3	<div></div> 9.2	<div></div> 4	<div></div> 5.3
Don't know	<div></div> 40.6	<div></div> 41.3	<div></div> 55.8	<div></div> 43.6	<div></div> 47.4	<div></div> 34	<div></div> 26	<div></div> 34.7	<div></div> 43.4	<div></div> 38.5	<div></div> 37.4	<div></div> 41.2	<div></div> 38.3	<div></div> 49
Negative	<div></div> 52.8	<div></div> 50.8	<div></div> 41.7	<div></div> 46.4	<div></div> 43.8	<div></div> 59.2	<div></div> 66.5	<div></div> 55.2	<div></div> 50.4	<div></div> 49.5	<div></div> 56.3	<div></div> 49.6	<div></div> 57.7	<div></div> 45.8

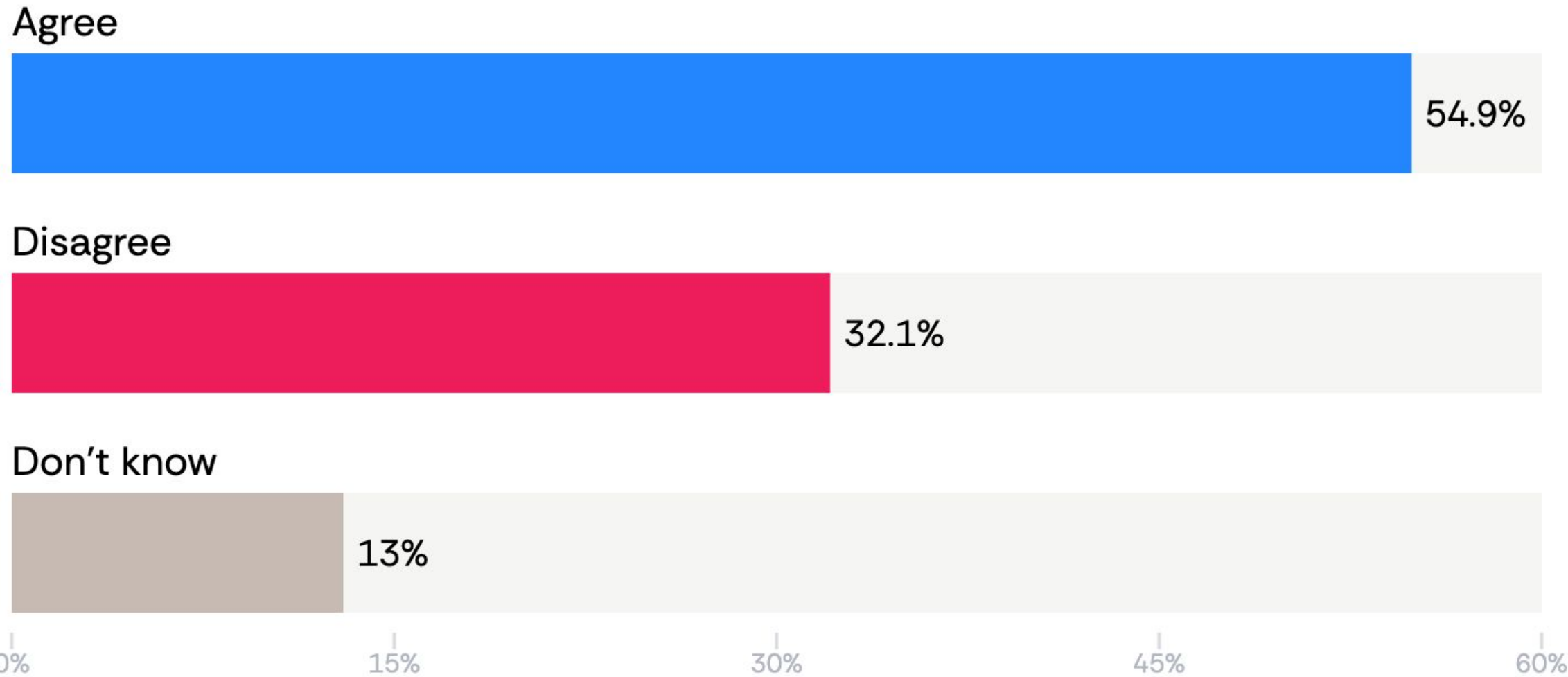
Do you have a positive or negative image of the following political figures? [crosstabs]

	POLITICAL IDEOLOGY						VENEZUELAN		VENEZUELAN DIASPORA	
	Right	Center-right	Center	Center-left	Left	No ideology / Don't know	Yes	No	No	Yes
María Corina Machado										
Positive	85.8	79.7	65.7	25.7	8.1	56.8	52.9	56.7	56.3	70.5
Don't know	6.9	14.2	9.6	9.2	7.8	31.3	26.2	14.3	15	14.3
Negative	7.3	6.1	24.7	65.1	84.1	11.9	20.9	29	28.7	15.2
Edmundo González Luján										
Positive	68	50.8	49.1	20.5	8.6	45.9	51.2	43	43.1	64.8
Don't know	26.2	45	30.6	46.3	38.6	43.5	27.6	38.3	38	18
Negative	5.9	4.2	20.3	33.1	52.8	10.6	21.1	18.7	18.8	17.1
Juan Guaidó										
Positive	47.8	52	40.3	20.2	2.9	26.8	7.4	33.3	32.2	8.8
Don't know	32.7	33.1	24.6	14.3	17.5	42.4	27.4	30.4	30.4	18.8
Negative	19.5	14.8	35.1	65.5	79.6	30.8	65.2	36.3	37.3	72.4
Hugo Chávez										
Positive	6.1	5	30.8	48.7	76.8	19.9	32.7	27.7	28.1	16.6
Don't know	4.5	11.3	3	7.7	7.9	26.4	17.1	11.7	12.1	4.7
Negative	89.4	83.7	66.3	43.6	15.2	53.7	50.2	60.7	59.8	78.7
Leopoldo López										
Positive	22.1	29.2	26.8	9.6	7.3	16.9	12.2	18.8	18.5	12
Don't know	60.9	60.1	53.5	43.2	63.3	54.8	31.4	58.8	57.7	25.1
Negative	17	10.7	19.7	47.2	29.5	28.3	56.4	22.4	23.7	62.9
Henrique Capriles										
Positive	22.4	26.1	29.1	10.2	3	15	10.6	17.5	17.2	6.8
Don't know	59.8	59.9	54.9	45.8	54.3	57.6	27	58.3	57.2	14.9
Negative	17.9	14.1	16	44.1	42.7	27.4	62.4	24.3	25.6	78.3
Nicolás Maduro										
Positive	3.1	1.8	13.2	27	36.4	5.1	12.7	12.3	12.4	7
Don't know	0.6	10.1	0.7	8.4	22.7	19.2	19.9	10.8	11.4	6.4
Negative	96.3	88.1	86.1	64.6	40.9	75.7	67.4	76.9	76.1	86.6
Diosdado Cabello										
Positive	3.5	3.7	8.3	4.2	16.4	7.4	9.8	7.1	7.3	5.7
Don't know	33	49.2	38.1	40.5	47.1	41.3	21	42.2	41.5	7.5
Negative	63.5	47	53.5	55.3	36.5	51.3	69.1	50.7	51.2	86.8

Do you have a positive or negative image of the following political figures? [crosstabs]

	REGION										
	Venezuela	Paraguay & Uruguay	Central America	Argentina	Peru, Ecuador & Bolivia	Colombia	USA & Canada	Chile	Caribbean	Brazil	Mexico
María Corina Machado											
Positive	<div></div> 45.3	<div></div> 49.3	<div></div> 58	<div></div> 54.5	<div></div> 59.1	<div></div> 58.9	<div></div> 55.5	<div></div> 50.7	<div></div> 81.2	<div></div> 58.3	<div></div> 52.6
Don't know	<div></div> 31.4	<div></div> 34.5	<div></div> 25.7	<div></div> 11.6	<div></div> 25.8	<div></div> 24.2	<div></div> 21.4	<div></div> 27	<div></div> 8.6	<div></div> 8.3	<div></div> 4.5
Negative	<div></div> 23.3	<div></div> 16.2	<div></div> 16.3	<div></div> 33.8	<div></div> 15.1	<div></div> 16.9	<div></div> 23.1	<div></div> 22.4	<div></div> 10.2	<div></div> 33.4	<div></div> 42.9
Edmundo González Luján											
Positive	<div></div> 45	<div></div> 37.6	<div></div> 43.9	<div></div> 39.1	<div></div> 44.9	<div></div> 55.3	<div></div> 39	<div></div> 51.8	<div></div> 74	<div></div> 41.8	<div></div> 38.9
Don't know	<div></div> 32	<div></div> 50.7	<div></div> 42.3	<div></div> 33.5	<div></div> 38.5	<div></div> 26.9	<div></div> 45.3	<div></div> 31.9	<div></div> 17.1	<div></div> 43.2	<div></div> 31.9
Negative	<div></div> 23	<div></div> 11.8	<div></div> 13.9	<div></div> 27.4	<div></div> 16.6	<div></div> 17.8	<div></div> 15.7	<div></div> 16.3	<div></div> 8.9	<div></div> 15	<div></div> 29.2
Juan Guaidó											
Positive	<div></div> 6.9	<div></div> 24.3	<div></div> 21.6	<div></div> 24.3	<div></div> 27.2	<div></div> 37.5	<div></div> 33.6	<div></div> 19.1	<div></div> 30.2	<div></div> 42.6	<div></div> 27.9
Don't know	<div></div> 31.1	<div></div> 42.8	<div></div> 55	<div></div> 34.4	<div></div> 37	<div></div> 24.8	<div></div> 34.1	<div></div> 44.7	<div></div> 43.7	<div></div> 24.3	<div></div> 20
Negative	<div></div> 62	<div></div> 32.9	<div></div> 23.5	<div></div> 41.3	<div></div> 35.8	<div></div> 37.7	<div></div> 32.3	<div></div> 36.2	<div></div> 26.1	<div></div> 33.1	<div></div> 52.1
Hugo Chávez											
Positive	<div></div> 38.8	<div></div> 18.7	<div></div> 25.7	<div></div> 35	<div></div> 12.2	<div></div> 19.7	<div></div> 28.1	<div></div> 20.6	<div></div> 27.6	<div></div> 24.9	<div></div> 42.7
Don't know	<div></div> 22.6	<div></div> 27.2	<div></div> 13.1	<div></div> 5.6	<div></div> 24.6	<div></div> 17.6	<div></div> 38.7	<div></div> 12.9	<div></div> 8.8	<div></div> 6.2	<div></div> 1
Negative	<div></div> 38.6	<div></div> 54.1	<div></div> 61.2	<div></div> 59.4	<div></div> 63.2	<div></div> 62.7	<div></div> 33.2	<div></div> 66.5	<div></div> 63.5	<div></div> 68.9	<div></div> 56.3
Leopoldo López											
Positive	<div></div> 12.1	<div></div> 19	<div></div> 17.8	<div></div> 18.4	<div></div> 23.9	<div></div> 41.6	<div></div> 12.7	<div></div> 10.9	<div></div> 27	<div></div> 12.4	<div></div> 21.3
Don't know	<div></div> 34.2	<div></div> 61.6	<div></div> 57.3	<div></div> 57.2	<div></div> 47.5	<div></div> 25.5	<div></div> 48.1	<div></div> 64.6	<div></div> 48.3	<div></div> 70.4	<div></div> 59.4
Negative	<div></div> 53.6	<div></div> 19.4	<div></div> 24.9	<div></div> 24.4	<div></div> 28.6	<div></div> 32.9	<div></div> 39.2	<div></div> 24.5	<div></div> 24.7	<div></div> 17.3	<div></div> 19.3
Henrique Capriles											
Positive	<div></div> 12.1	<div></div> 24.8	<div></div> 21.8	<div></div> 17.9	<div></div> 15.9	<div></div> 28.1	<div></div> 21.4	<div></div> 12	<div></div> 28.6	<div></div> 15.4	<div></div> 11.4
Don't know	<div></div> 32.1	<div></div> 58.3	<div></div> 58.1	<div></div> 50.5	<div></div> 46.8	<div></div> 33.4	<div></div> 60.1	<div></div> 53.3	<div></div> 46.9	<div></div> 68.8	<div></div> 55.6
Negative	<div></div> 55.8	<div></div> 16.8	<div></div> 20.1	<div></div> 31.6	<div></div> 37.3	<div></div> 38.5	<div></div> 18.5	<div></div> 34.7	<div></div> 24.4	<div></div> 15.8	<div></div> 33
Nicolás Maduro											
Positive	<div></div> 14.7	<div></div> 3.9	<div></div> 9.2	<div></div> 18.9	<div></div> 5.2	<div></div> 6.6	<div></div> 18	<div></div> 3.5	<div></div> 3	<div></div> 8	<div></div> 26.2
Don't know	<div></div> 25.8	<div></div> 17.4	<div></div> 11.5	<div></div> 4.1	<div></div> 13.2	<div></div> 14.7	<div></div> 20.6	<div></div> 14.4	<div></div> 8.4	<div></div> 8.9	<div></div> 8
Negative	<div></div> 59.5	<div></div> 78.7	<div></div> 79.3	<div></div> 77	<div></div> 81.6	<div></div> 78.7	<div></div> 61.4	<div></div> 82.1	<div></div> 88.6	<div></div> 83.2	<div></div> 65.8
Diosdado Cabello											
Positive	<div></div> 11.3	<div></div> 14.1	<div></div> 12	<div></div> 12.5	<div></div> 2.8	<div></div> 11.8	<div></div> 13.3	<div></div> 4.7	<div></div> 3.3	<div></div> 3	<div></div> 8.3
Don't know	<div></div> 26.9	<div></div> 47.2	<div></div> 40.2	<div></div> 27.7	<div></div> 37.8	<div></div> 18.4	<div></div> 32.7	<div></div> 25.5	<div></div> 29.3	<div></div> 63.5	<div></div> 26.1
Negative	<div></div> 61.7	<div></div> 38.7	<div></div> 47.8	<div></div> 59.8	<div></div> 59.4	<div></div> 69.8	<div></div> 54	<div></div> 69.8	<div></div> 67.4	<div></div> 33.5	<div></div> 65.6

Do you agree or disagree with the decision to award the 2025 Nobel Peace Prize to Venezuelan opposition leader, María Corina Machado?



Do you agree or disagree with the decision to award the 2025 Nobel Peace Prize to Venezuelan opposition leader, María Corina Machado?

[crosstabs]

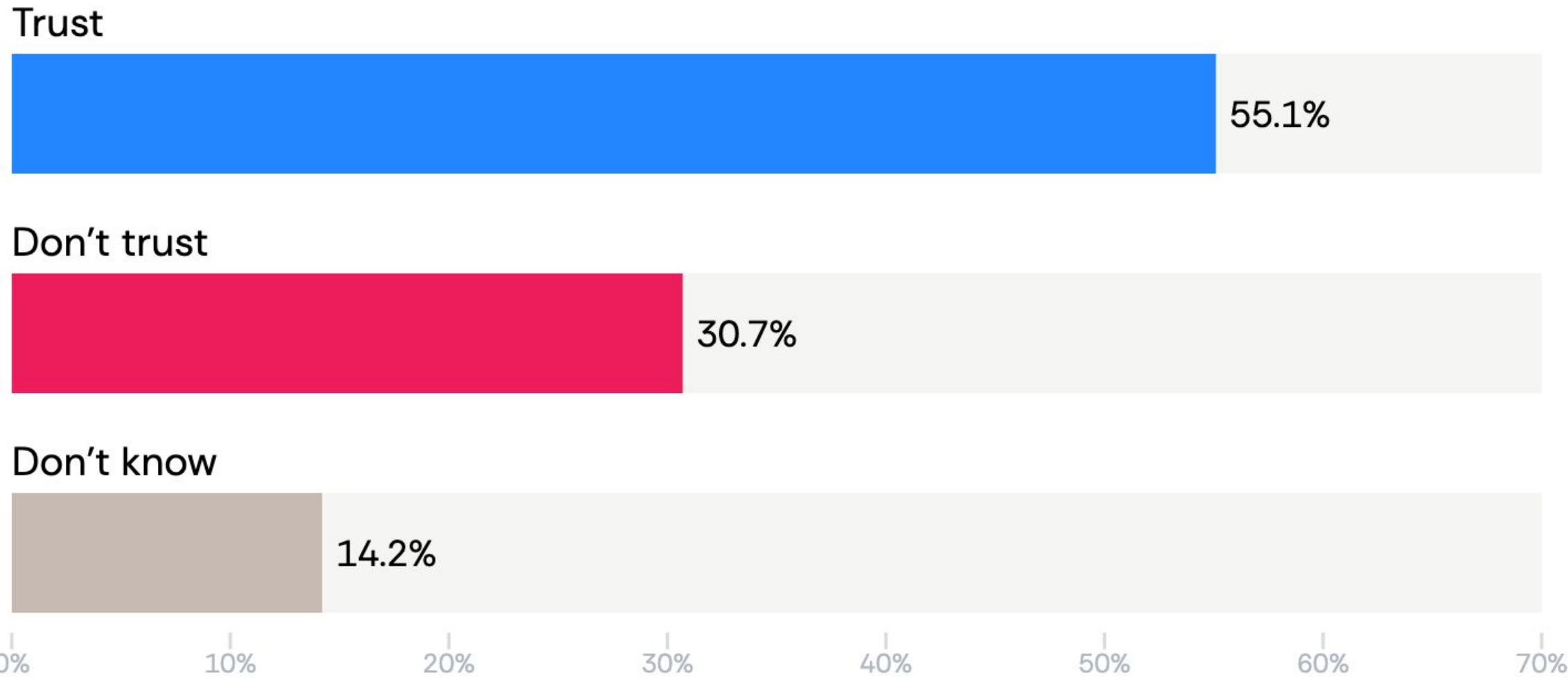
	GENDER				AGE						EDUCATION							
	Male		Female		16 - 24		25 - 34		35 - 44		45 - 59		60 - 100		College degree		No college degree	
Agree	<div></div>	52.7	<div></div>	56.9	<div></div>	38.2	<div></div>	48.7	<div></div>	54.3	<div></div>	65.3	<div></div>	65	<div></div>	50.5	<div></div>	56.6
Disagree	<div></div>	37.9	<div></div>	26.7	<div></div>	38.7	<div></div>	29.7	<div></div>	33.4	<div></div>	29.4	<div></div>	30.4	<div></div>	44.8	<div></div>	27.1
Don't know	<div></div>	9.5	<div></div>	16.4	<div></div>	23.1	<div></div>	21.7	<div></div>	12.3	<div></div>	5.3	<div></div>	4.5	<div></div>	4.7	<div></div>	16.3

	VENEZUELAN				FAMILY INCOME QUINTILE						VENEZUELAN DIASPORA							
	Yes		No		Q1 — Inferior		Q2 — Medium-Inferior		Q3 — Medium		Q4 — Medium-Superior		Q5 — Superior		No		Yes	
Agree	<div></div>	51.4	<div></div>	55.1	<div></div>	55.2	<div></div>	63	<div></div>	54	<div></div>	52.3	<div></div>	50.3	<div></div>	54.6	<div></div>	68.6
Disagree	<div></div>	22.7	<div></div>	32.7	<div></div>	21.9	<div></div>	23.7	<div></div>	36	<div></div>	35.8	<div></div>	41.9	<div></div>	32.4	<div></div>	16.1
Don't know	<div></div>	25.9	<div></div>	12.3	<div></div>	22.8	<div></div>	13.2	<div></div>	10	<div></div>	11.9	<div></div>	7.8	<div></div>	13	<div></div>	15.3

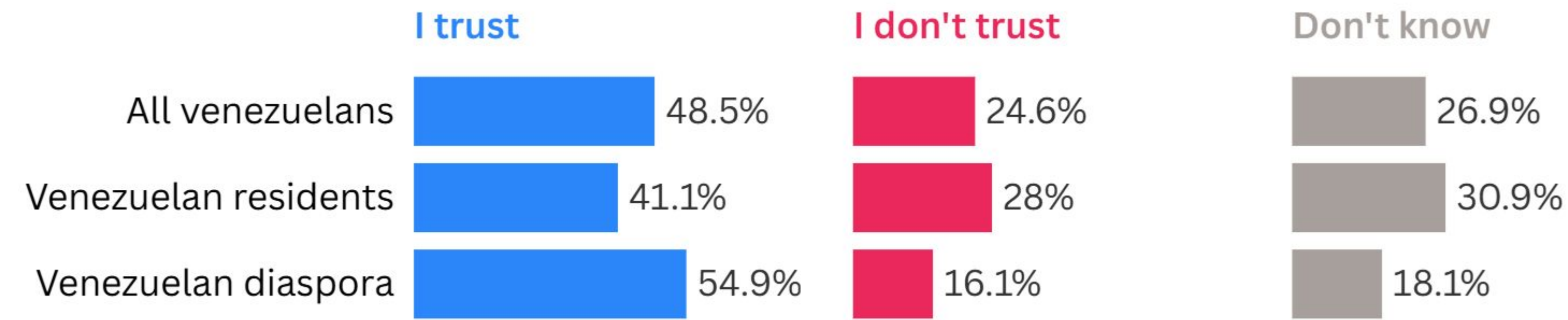
	POLITICAL IDEOLOGY						REGION													
	Right		Center-right		Center		Center-left		Left		No ideology / Don't know		Venezuela		Paraguay & Uruguay		Central America		Argentina	
Agree	<div></div>	82.7	<div></div>	77.2	<div></div>	72.6	<div></div>	25	<div></div>	6.9	<div></div>	53.3	<div></div>	44	<div></div>	52.8	<div></div>	54	<div></div>	54.4
Disagree	<div></div>	10.5	<div></div>	8.4	<div></div>	20.6	<div></div>	68.9	<div></div>	88.7	<div></div>	18.4	<div></div>	25.6	<div></div>	18.3	<div></div>	14.7	<div></div>	37.8
Don't know	<div></div>	6.8	<div></div>	14.4	<div></div>	6.8	<div></div>	6.1	<div></div>	4.4	<div></div>	28.3	<div></div>	30.4	<div></div>	28.9	<div></div>	31.3	<div></div>	7.7

	REGION													
	Peru, Ecuador & Bolivia		Colombia		USA & Canada		Chile		Caribbean		Brazil		Mexico	
Agree	<div></div>	58.1	<div></div>	61.4	<div></div>	55.4	<div></div>	45.1	<div></div>	71.7	<div></div>	55.1	<div></div>	52.6
Disagree	<div></div>	23.8	<div></div>	17.6	<div></div>	23.3	<div></div>	31.9	<div></div>	14.2	<div></div>	39.2	<div></div>	43.9
Don't know	<div></div>	18.1	<div></div>	21	<div></div>	21.3	<div></div>	23	<div></div>	14.1	<div></div>	5.7	<div></div>	3.4

Do you trust opposition leader and Nobel Peace Prize Laureate María Corina Machado to lead Venezuela’s transition to democracy?



Do you trust opposition leader and Nobel Peace Prize Laureate María Corina Machado to lead Venezuela’s transition to democracy?



Do you trust opposition leader and Nobel Peace Prize Laureate María Corina Machado to lead Venezuela’s transition to democracy? [crosstabs]

	GENDER		AGE						EDUCATION	
	Male	Female	16 - 24	25 - 34	35 - 44	45 - 59	60 - 100	College degree	No college degree	
Trust	<div><div></div></div> 54	<div><div></div></div> 56.2	<div><div></div></div> 40.9	<div><div></div></div> 42.6	<div><div></div></div> 56.4	<div><div></div></div> 66	<div><div></div></div> 67.5	<div><div></div></div> 51.3	<div><div></div></div> 56.6	
Don't trust	<div><div></div></div> 35.9	<div><div></div></div> 25.8	<div><div></div></div> 31.2	<div><div></div></div> 34.5	<div><div></div></div> 32.1	<div><div></div></div> 26.8	<div><div></div></div> 29	<div><div></div></div> 42.9	<div><div></div></div> 25.9	
Don't know	<div><div></div></div> 10.2	<div><div></div></div> 18	<div><div></div></div> 27.9	<div><div></div></div> 22.8	<div><div></div></div> 11.6	<div><div></div></div> 7.2	<div><div></div></div> 3.5	<div><div></div></div> 5.9	<div><div></div></div> 17.4	

	VENEZUELAN		FAMILY INCOME QUINTILE					VENEZUELAN DIASPORA	
	Yes	No	Q1 — Inferior	Q2 — Medium-Inferior	Q3 — Medium	Q4 — Medium-Superior	Q5 — Superior	No	Yes
Trust	<div><div></div></div> 48.5	<div><div></div></div> 55.5	<div><div></div></div> 54.7	<div><div></div></div> 61.7	<div><div></div></div> 53.6	<div><div></div></div> 53.8	<div><div></div></div> 52.1	<div><div></div></div> 54.9	<div><div></div></div> 65.8
Don't trust	<div><div></div></div> 24.6	<div><div></div></div> 31.1	<div><div></div></div> 22.3	<div><div></div></div> 23.3	<div><div></div></div> 33.9	<div><div></div></div> 33	<div><div></div></div> 40.1	<div><div></div></div> 31	<div><div></div></div> 16.1
Don't know	<div><div></div></div> 26.9	<div><div></div></div> 13.4	<div><div></div></div> 23	<div><div></div></div> 15	<div><div></div></div> 12.4	<div><div></div></div> 13.2	<div><div></div></div> 7.8	<div><div></div></div> 14.1	<div><div></div></div> 18.1

	POLITICAL IDEOLOGY						REGION			
	Right	Center-right	Center	Center-left	Left	No ideology / Don't know	Venezuela	Paraguay & Uruguay	Central America	Argentina
Trust	<div><div></div></div> 85.9	<div><div></div></div> 77.3	<div><div></div></div> 64.9	<div><div></div></div> 25.9	<div><div></div></div> 9.8	<div><div></div></div> 51.8	<div><div></div></div> 41.1	<div><div></div></div> 45.3	<div><div></div></div> 48	<div><div></div></div> 54.3
Don't trust	<div><div></div></div> 8.3	<div><div></div></div> 7.6	<div><div></div></div> 26.3	<div><div></div></div> 66.2	<div><div></div></div> 85.1	<div><div></div></div> 16.9	<div><div></div></div> 28	<div><div></div></div> 33	<div><div></div></div> 24.6	<div><div></div></div> 33.9
Don't know	<div><div></div></div> 5.8	<div><div></div></div> 15.1	<div><div></div></div> 8.8	<div><div></div></div> 7.9	<div><div></div></div> 5.1	<div><div></div></div> 31.4	<div><div></div></div> 30.9	<div><div></div></div> 21.7	<div><div></div></div> 27.5	<div><div></div></div> 11.8

	REGION						
	Peru, Ecuador & Bolivia	Colombia	USA & Canada	Chile	Caribbean	Brazil	Mexico
Trust	<div><div></div></div> 58.6	<div><div></div></div> 61.7	<div><div></div></div> 55.3	<div><div></div></div> 50.1	<div><div></div></div> 78.1	<div><div></div></div> 56.7	<div><div></div></div> 53.5
Don't trust	<div><div></div></div> 18.3	<div><div></div></div> 17.1	<div><div></div></div> 23.3	<div><div></div></div> 25.6	<div><div></div></div> 11.3	<div><div></div></div> 34.7	<div><div></div></div> 43.5
Don't know	<div><div></div></div> 23.2	<div><div></div></div> 21.3	<div><div></div></div> 21.4	<div><div></div></div> 24.4	<div><div></div></div> 10.6	<div><div></div></div> 8.6	<div><div></div></div> 3

Is Venezuela better off with or without Nicolás Maduro as president?

Better off without Maduro as president



Better off with Maduro as president

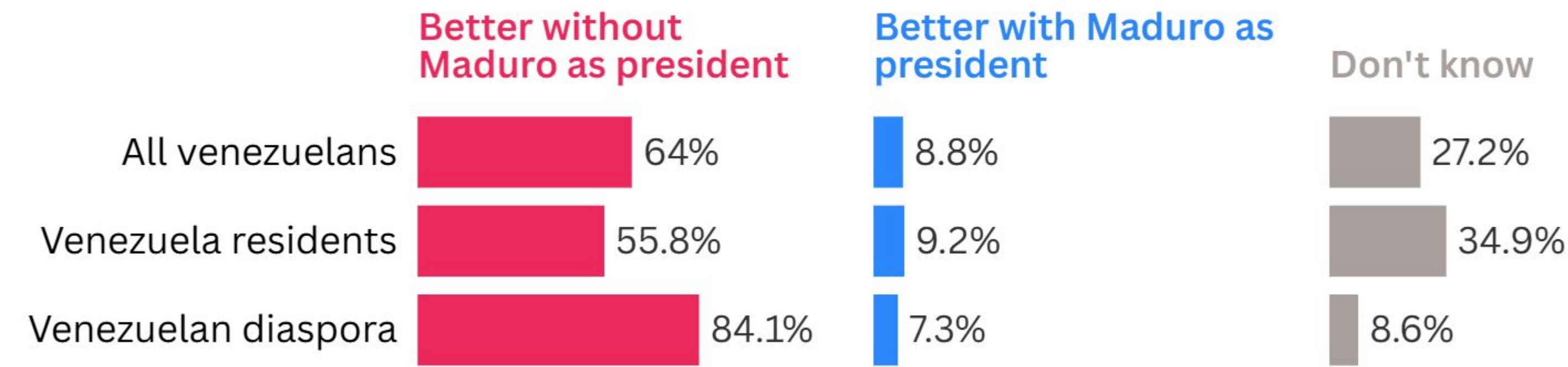


Don't know



0% 20% 40% 60% 80%

Is Venezuela better off with or without Nicolás Maduro as president?



Is Venezuela better off with or without Nicolás Maduro as president?

[crosstabs]

	GENDER		AGE						EDUCATION	
	Male	Female	16 - 24	25 - 34	35 - 44	45 - 59	60 - 100	College degree	No college degree	
Better off without Maduro	<div><div></div></div> 76.3	<div><div></div></div> 71.3	<div><div></div></div> 78.2	<div><div></div></div> 64.7	<div><div></div></div> 70.3	<div><div></div></div> 79.8	<div><div></div></div> 76.3	<div><div></div></div> 64.4	<div><div></div></div> 77.4	
Better off with Maduro	<div><div></div></div> 14.3	<div><div></div></div> 12.3	<div><div></div></div> 3.4	<div><div></div></div> 13.4	<div><div></div></div> 13.6	<div><div></div></div> 15.1	<div><div></div></div> 19.3	<div><div></div></div> 26.2	<div><div></div></div> 8.2	
Don't know	<div><div></div></div> 9.4	<div><div></div></div> 16.3	<div><div></div></div> 18.3	<div><div></div></div> 21.9	<div><div></div></div> 16.1	<div><div></div></div> 5.2	<div><div></div></div> 4.4	<div><div></div></div> 9.5	<div><div></div></div> 14.4	

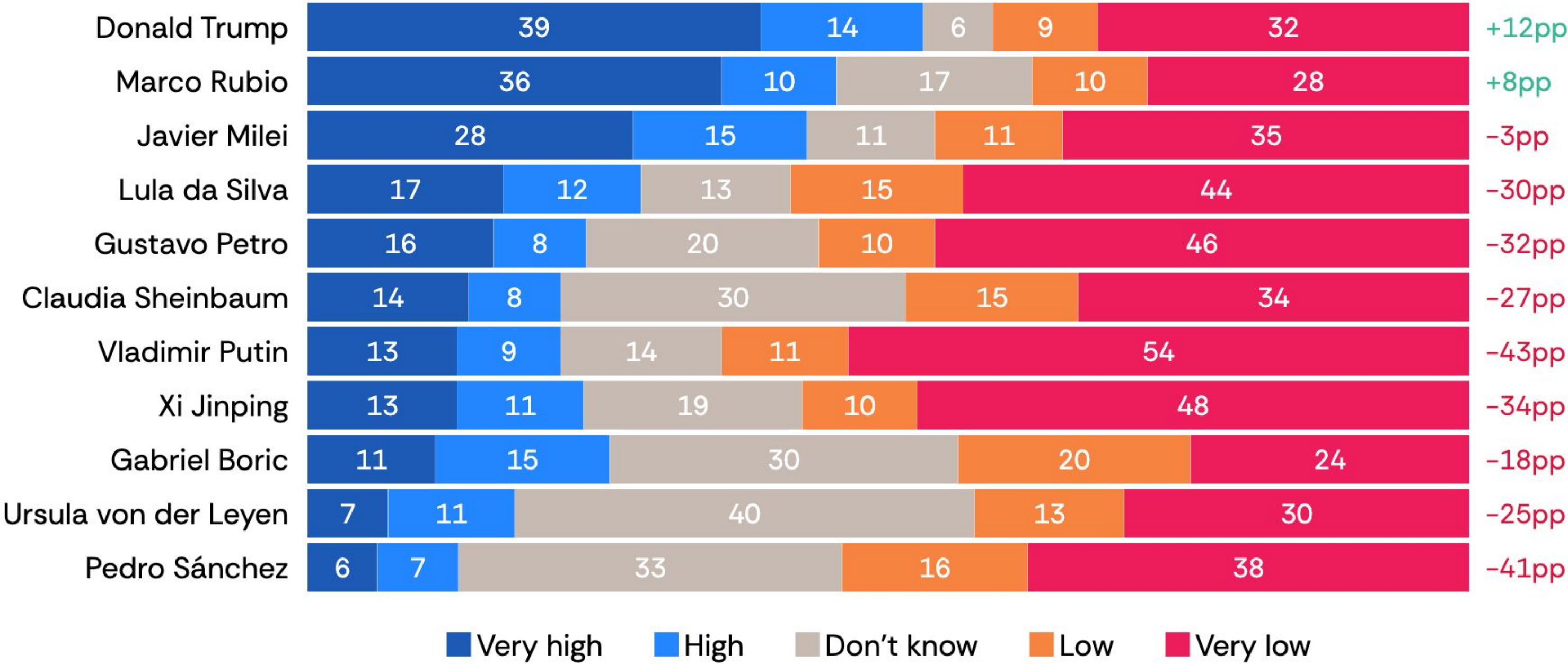
	VENEZUELAN		FAMILY INCOME QUINTILE					VENEZUELAN DIASPORA	
	Yes	No	Q1 — Inferior	Q2 — Medium-Inferior	Q3 — Medium	Q4 — Medium-Superior	Q5 — Superior	No	Yes
Better off without Maduro	<div><div></div></div> 64	<div><div></div></div> 74.3	<div><div></div></div> 70.7	<div><div></div></div> 81.7	<div><div></div></div> 77.7	<div><div></div></div> 66.8	<div><div></div></div> 72.5	<div><div></div></div> 73.6	<div><div></div></div> 84.1
Better off with Maduro	<div><div></div></div> 8.8	<div><div></div></div> 13.6	<div><div></div></div> 7.9	<div><div></div></div> 4.6	<div><div></div></div> 15	<div><div></div></div> 18	<div><div></div></div> 19.9	<div><div></div></div> 13.4	<div><div></div></div> 7.3
Don't know	<div><div></div></div> 27.2	<div><div></div></div> 12.1	<div><div></div></div> 21.4	<div><div></div></div> 13.7	<div><div></div></div> 7.3	<div><div></div></div> 15.2	<div><div></div></div> 7.6	<div><div></div></div> 13.1	<div><div></div></div> 8.6

	POLITICAL IDEOLOGY						REGION			
	Right	Center-right	Center	Center-left	Left	No ideology / Don't know	Venezuela	Paraguay & Uruguay	Central America	Argentina
Better off without Maduro	<div><div></div></div> 96.2	<div><div></div></div> 84.8	<div><div></div></div> 80.6	<div><div></div></div> 58.5	<div><div></div></div> 40.7	<div><div></div></div> 71.9	<div><div></div></div> 55.8	<div><div></div></div> 86.4	<div><div></div></div> 74	<div><div></div></div> 70.2
Better off with Maduro	<div><div></div></div> 3.3	<div><div></div></div> 4.5	<div><div></div></div> 13.3	<div><div></div></div> 27	<div><div></div></div> 42.5	<div><div></div></div> 3.1	<div><div></div></div> 9.2	<div><div></div></div> 1.2	<div><div></div></div> 8.9	<div><div></div></div> 17.9
Don't know	<div><div></div></div> 0.5	<div><div></div></div> 10.7	<div><div></div></div> 6.1	<div><div></div></div> 14.6	<div><div></div></div> 16.8	<div><div></div></div> 25	<div><div></div></div> 34.9	<div><div></div></div> 12.4	<div><div></div></div> 17.1	<div><div></div></div> 11.9

	REGION						
	Peru, Ecuador & Bolivia	Colombia	USA & Canada	Chile	Caribbean	Brazil	Mexico
Better off without Maduro	<div><div></div></div> 78.7	<div><div></div></div> 79.7	<div><div></div></div> 55.6	<div><div></div></div> 72	<div><div></div></div> 84.4	<div><div></div></div> 80.1	<div><div></div></div> 67.5
Better off with Maduro	<div><div></div></div> 5.3	<div><div></div></div> 2	<div><div></div></div> 22.8	<div><div></div></div> 3	<div><div></div></div> 5.9	<div><div></div></div> 11	<div><div></div></div> 27.5
Don't know	<div><div></div></div> 16	<div><div></div></div> 18.3	<div><div></div></div> 21.6	<div><div></div></div> 25.1	<div><div></div></div> 9.7	<div><div></div></div> 9	<div><div></div></div> 5

4 Interventions and re-establishing democracy

How would you rate the level of commitment and effort of each of the following world leaders in terms of bringing freedom to Venezuela?



How would you rate the level of commitment and effort of each of the following world leaders in terms of bringing freedom to Venezuela?

[crosstabs]

	GENDER		AGE					EDUCATION		FAMILY INCOME QUINTILE				
	Male	Female	16 - 24	25 - 34	35 - 44	45 - 59	60 - 100	College degree	No college degree	Q1 – Inferior	Q2 – Medium-Inferior	Q3 – Medium	Q4 – Medium-Superior	Q5 – Superior
Donald Trump														
Very high	<div></div> 37.3	<div></div> 40	<div></div> 17.7	<div></div> 33.9	<div></div> 36.3	<div></div> 54.1	<div></div> 47.5	<div></div> 34.1	<div></div> 40.5	<div></div> 30.9	<div></div> 44.8	<div></div> 36.8	<div></div> 44.1	<div></div> 36.6
High	<div></div> 15.4	<div></div> 12.3	<div></div> 19.6	<div></div> 12.6	<div></div> 14.9	<div></div> 12.1	<div></div> 10.9	<div></div> 12.4	<div></div> 14.4	<div></div> 16.5	<div></div> 14.9	<div></div> 13.8	<div></div> 9.4	<div></div> 14.7
Don't know	<div></div> 3.3	<div></div> 9	<div></div> 9.6	<div></div> 10	<div></div> 5.8	<div></div> 2.5	<div></div> 3.9	<div></div> 3.4	<div></div> 7.3	<div></div> 14.8	<div></div> 8.7	<div></div> 4.9	<div></div> 1.6	<div></div> 1.8
Low	<div></div> 9.8	<div></div> 8.7	<div></div> 13.8	<div></div> 9.7	<div></div> 8.4	<div></div> 4.9	<div></div> 10.7	<div></div> 6.2	<div></div> 10.5	<div></div> 14.4	<div></div> 10.1	<div></div> 7.3	<div></div> 4.9	<div></div> 10
Very low	<div></div> 34.2	<div></div> 30	<div></div> 39.4	<div></div> 33.8	<div></div> 34.6	<div></div> 26.5	<div></div> 27	<div></div> 43.9	<div></div> 27.4	<div></div> 23.4	<div></div> 21.5	<div></div> 37.2	<div></div> 40.1	<div></div> 37
Marco Rubio														
Very high	<div></div> 35.7	<div></div> 36.6	<div></div> 17.4	<div></div> 29.5	<div></div> 31.7	<div></div> 52.5	<div></div> 46.1	<div></div> 37.8	<div></div> 35.6	<div></div> 23.7	<div></div> 43.4	<div></div> 36.2	<div></div> 39.1	<div></div> 38.2
High	<div></div> 11.9	<div></div> 7.3	<div></div> 11.6	<div></div> 14	<div></div> 9.4	<div></div> 5.5	<div></div> 7.7	<div></div> 6.7	<div></div> 10.6	<div></div> 8.3	<div></div> 13.2	<div></div> 7.8	<div></div> 7.9	<div></div> 10.4
Don't know	<div></div> 11.8	<div></div> 21.8	<div></div> 25.7	<div></div> 18.4	<div></div> 20.4	<div></div> 10.4	<div></div> 11.5	<div></div> 9.3	<div></div> 20	<div></div> 34.1	<div></div> 14.9	<div></div> 14.5	<div></div> 11.8	<div></div> 10.4
Low	<div></div> 9	<div></div> 10.2	<div></div> 17.8	<div></div> 8.8	<div></div> 8.3	<div></div> 6	<div></div> 8.8	<div></div> 4.1	<div></div> 11.8	<div></div> 12.2	<div></div> 9.3	<div></div> 8.6	<div></div> 12.3	<div></div> 5.8
Very low	<div></div> 31.6	<div></div> 24.1	<div></div> 27.5	<div></div> 29.3	<div></div> 30.2	<div></div> 25.7	<div></div> 25.9	<div></div> 42.2	<div></div> 22.1	<div></div> 21.7	<div></div> 19.3	<div></div> 33	<div></div> 28.9	<div></div> 35.1
Javier Milei														
Very high	<div></div> 27.2	<div></div> 28.9	<div></div> 8.6	<div></div> 22.8	<div></div> 23.8	<div></div> 42.2	<div></div> 39.6	<div></div> 27	<div></div> 28.6	<div></div> 19	<div></div> 32.4	<div></div> 26.2	<div></div> 30.1	<div></div> 32.3
High	<div></div> 15.2	<div></div> 14.4	<div></div> 18.2	<div></div> 14.9	<div></div> 16.6	<div></div> 12.6	<div></div> 12.2	<div></div> 13.4	<div></div> 15.3	<div></div> 18.9	<div></div> 13.6	<div></div> 19.1	<div></div> 11.1	<div></div> 11.7
Don't know	<div></div> 7.4	<div></div> 15.3	<div></div> 17.9	<div></div> 17.5	<div></div> 9.6	<div></div> 5.5	<div></div> 7.9	<div></div> 5.5	<div></div> 13.8	<div></div> 21.8	<div></div> 17.9	<div></div> 9	<div></div> 6	<div></div> 3.5
Low	<div></div> 11.6	<div></div> 10.7	<div></div> 21.4	<div></div> 8.9	<div></div> 11.9	<div></div> 6.8	<div></div> 8.7	<div></div> 7.9	<div></div> 12.4	<div></div> 12.6	<div></div> 8.7	<div></div> 9	<div></div> 14.9	<div></div> 10.3
Very low	<div></div> 38.6	<div></div> 30.7	<div></div> 33.8	<div></div> 35.9	<div></div> 38.2	<div></div> 32.9	<div></div> 31.6	<div></div> 46.3	<div></div> 29.9	<div></div> 27.7	<div></div> 27.4	<div></div> 36.7	<div></div> 38	<div></div> 42.2
Lula da Silva														
Very high	<div></div> 15.2	<div></div> 18.9	<div></div> 7.9	<div></div> 16.7	<div></div> 23.2	<div></div> 14.2	<div></div> 22.6	<div></div> 21.8	<div></div> 15.3	<div></div> 19.8	<div></div> 9	<div></div> 15.4	<div></div> 21.3	<div></div> 19.6
High	<div></div> 13.8	<div></div> 10.6	<div></div> 13.6	<div></div> 8.6	<div></div> 16.9	<div></div> 8	<div></div> 14.3	<div></div> 12.6	<div></div> 12	<div></div> 10.4	<div></div> 16.6	<div></div> 12.6	<div></div> 10.7	<div></div> 10.5
Don't know	<div></div> 6.3	<div></div> 18.6	<div></div> 19	<div></div> 16.2	<div></div> 11.3	<div></div> 8.9	<div></div> 8.9	<div></div> 9.7	<div></div> 13.8	<div></div> 23.4	<div></div> 15.2	<div></div> 14.4	<div></div> 7.2	<div></div> 4.1
Low	<div></div> 15.5	<div></div> 13.4	<div></div> 21.7	<div></div> 17.5	<div></div> 5.9	<div></div> 15.2	<div></div> 13	<div></div> 14.7	<div></div> 14.4	<div></div> 13.8	<div></div> 14.3	<div></div> 12.2	<div></div> 16.1	<div></div> 15.5
Very low	<div></div> 49.2	<div></div> 38.5	<div></div> 37.8	<div></div> 40.9	<div></div> 42.8	<div></div> 53.8	<div></div> 41.2	<div></div> 41.3	<div></div> 44.6	<div></div> 32.6	<div></div> 44.9	<div></div> 45.4	<div></div> 44.6	<div></div> 50.2
Gustavo Petro														
Very high	<div></div> 15	<div></div> 17	<div></div> 12.1	<div></div> 15.4	<div></div> 19.6	<div></div> 13	<div></div> 19.8	<div></div> 24.2	<div></div> 12.8	<div></div> 17.9	<div></div> 10.9	<div></div> 12.1	<div></div> 21.8	<div></div> 16.9
High	<div></div> 10.9	<div></div> 5.8	<div></div> 11.9	<div></div> 11	<div></div> 7.7	<div></div> 6.1	<div></div> 5.1	<div></div> 10.2	<div></div> 7.5	<div></div> 6.1	<div></div> 6.4	<div></div> 16.3	<div></div> 5	<div></div> 7.8
Don't know	<div></div> 13.6	<div></div> 25.6	<div></div> 24.5	<div></div> 19.4	<div></div> 20.3	<div></div> 15.8	<div></div> 20.1	<div></div> 12	<div></div> 22.9	<div></div> 26.5	<div></div> 20.6	<div></div> 23.5	<div></div> 12.8	<div></div> 16.4
Low	<div></div> 9.3	<div></div> 11	<div></div> 13.2	<div></div> 13.6	<div></div> 12.1	<div></div> 7	<div></div> 5.3	<div></div> 8	<div></div> 11	<div></div> 9.8	<div></div> 11.4	<div></div> 7.6	<div></div> 13.5	<div></div> 8.3
Very low	<div></div> 51.2	<div></div> 40.6	<div></div> 38.2	<div></div> 40.6	<div></div> 40.3	<div></div> 58.1	<div></div> 49.7	<div></div> 45.6	<div></div> 45.8	<div></div> 39.6	<div></div> 50.7	<div></div> 40.5	<div></div> 46.9	<div></div> 50.5

How would you rate the level of commitment and effort of each of the following world leaders in terms of bringing freedom to Venezuela? [crosstabs]

	GENDER		AGE					EDUCATION		FAMILY INCOME QUINTILE				
	Male	Female	16 - 24	25 - 34	35 - 44	45 - 59	60 - 100	College degree	No college degree	Q1 – Inferior	Q2 – Medium-Inferior	Q3 – Medium	Q4 – Medium-Superior	Q5 – Superior
Claudia Sheinbaum														
Very high	<div></div> 13.2	<div></div> 14.8	<div></div> 9	<div></div> 11.4	<div></div> 16.5	<div></div> 11.6	<div></div> 21.2	<div></div> 20.2	<div></div> 11.5	<div></div> 14.9	<div></div> 6.4	<div></div> 14.4	<div></div> 15.8	<div></div> 18
High	<div></div> 10	<div></div> 5.4	<div></div> 6.9	<div></div> 8.9	<div></div> 9.5	<div></div> 6.5	<div></div> 6.4	<div></div> 7.4	<div></div> 7.8	<div></div> 7.6	<div></div> 7.6	<div></div> 10.4	<div></div> 6.3	<div></div> 6.6
Don't know	<div></div> 24.3	<div></div> 34.6	<div></div> 29.1	<div></div> 32.7	<div></div> 33	<div></div> 24.7	<div></div> 28.6	<div></div> 14.3	<div></div> 35.6	<div></div> 28.8	<div></div> 36.9	<div></div> 25.8	<div></div> 30.1	<div></div> 26.5
Low	<div></div> 15.1	<div></div> 14.6	<div></div> 30.1	<div></div> 14	<div></div> 12.2	<div></div> 10.4	<div></div> 10	<div></div> 11.1	<div></div> 16.3	<div></div> 17.2	<div></div> 16.5	<div></div> 13.2	<div></div> 17.2	<div></div> 10.4
Very low	<div></div> 37.4	<div></div> 30.6	<div></div> 24.8	<div></div> 32.8	<div></div> 28.8	<div></div> 46.9	<div></div> 33.9	<div></div> 47	<div></div> 28.8	<div></div> 31.5	<div></div> 32.6	<div></div> 36.2	<div></div> 30.7	<div></div> 38.5
Vladimir Putin														
Very high	<div></div> 11.4	<div></div> 13.5	<div></div> 6.4	<div></div> 18.8	<div></div> 13.6	<div></div> 12	<div></div> 10.6	<div></div> 18.1	<div></div> 10.3	<div></div> 9.1	<div></div> 14.7	<div></div> 15.6	<div></div> 13.3	<div></div> 10
High	<div></div> 9.3	<div></div> 9.1	<div></div> 10.5	<div></div> 6.8	<div></div> 10.3	<div></div> 8.6	<div></div> 10	<div></div> 13.1	<div></div> 7.6	<div></div> 14.7	<div></div> 9.7	<div></div> 6.4	<div></div> 7.7	<div></div> 7.6
Don't know	<div></div> 10.3	<div></div> 17.5	<div></div> 16.3	<div></div> 18.1	<div></div> 13.6	<div></div> 7.6	<div></div> 15.4	<div></div> 7.9	<div></div> 16.4	<div></div> 24.7	<div></div> 16.5	<div></div> 11.1	<div></div> 11.1	<div></div> 7.4
Low	<div></div> 9.1	<div></div> 12.2	<div></div> 20.5	<div></div> 9.2	<div></div> 11.7	<div></div> 7.3	<div></div> 6.3	<div></div> 9.5	<div></div> 11.2	<div></div> 11	<div></div> 4.1	<div></div> 16.8	<div></div> 13.2	<div></div> 8.3
Very low	<div></div> 59.8	<div></div> 47.7	<div></div> 46.4	<div></div> 47.1	<div></div> 50.8	<div></div> 64.5	<div></div> 57.6	<div></div> 51.4	<div></div> 54.4	<div></div> 40.4	<div></div> 55	<div></div> 50.1	<div></div> 54.6	<div></div> 66.8
Xi Jinping														
Very high	<div></div> 12	<div></div> 12.9	<div></div> 8.9	<div></div> 14.8	<div></div> 14.6	<div></div> 11.6	<div></div> 12	<div></div> 17.7	<div></div> 10.4	<div></div> 10.3	<div></div> 10.7	<div></div> 15.3	<div></div> 13.5	<div></div> 12.6
High	<div></div> 11.8	<div></div> 10.4	<div></div> 15	<div></div> 10.4	<div></div> 11.8	<div></div> 6.9	<div></div> 12.1	<div></div> 14.9	<div></div> 9.6	<div></div> 15.5	<div></div> 7.5	<div></div> 14.9	<div></div> 9.4	<div></div> 8.5
Don't know	<div></div> 12.7	<div></div> 24.4	<div></div> 22.8	<div></div> 20.1	<div></div> 16	<div></div> 15.2	<div></div> 20.5	<div></div> 12	<div></div> 21.3	<div></div> 31.4	<div></div> 21.9	<div></div> 16.4	<div></div> 13.9	<div></div> 11
Low	<div></div> 8.3	<div></div> 11.5	<div></div> 15.2	<div></div> 10.6	<div></div> 8.7	<div></div> 9	<div></div> 6.9	<div></div> 9.5	<div></div> 10.1	<div></div> 9	<div></div> 8.8	<div></div> 9.8	<div></div> 12.9	<div></div> 9
Very low	<div></div> 55.3	<div></div> 40.8	<div></div> 38	<div></div> 44.1	<div></div> 48.9	<div></div> 57.3	<div></div> 48.5	<div></div> 46	<div></div> 48.5	<div></div> 33.8	<div></div> 51.1	<div></div> 43.7	<div></div> 50.3	<div></div> 59
Gabriel Boric														
Very high	<div></div> 8.5	<div></div> 14.1	<div></div> 6.2	<div></div> 6	<div></div> 15.6	<div></div> 17.1	<div></div> 10.6	<div></div> 14.4	<div></div> 10.2	<div></div> 12.6	<div></div> 12.1	<div></div> 8.8	<div></div> 9.3	<div></div> 14
High	<div></div> 14.5	<div></div> 15.7	<div></div> 16.7	<div></div> 12.9	<div></div> 14.1	<div></div> 13.2	<div></div> 19.1	<div></div> 21.2	<div></div> 12.7	<div></div> 8.1	<div></div> 11.2	<div></div> 13.6	<div></div> 24.3	<div></div> 17.4
Don't know	<div></div> 21.9	<div></div> 36.8	<div></div> 33	<div></div> 28.4	<div></div> 29	<div></div> 28	<div></div> 30.2	<div></div> 22.5	<div></div> 32.4	<div></div> 35.1	<div></div> 33.3	<div></div> 32.6	<div></div> 25.8	<div></div> 22
Low	<div></div> 28.1	<div></div> 12.7	<div></div> 30.2	<div></div> 20.8	<div></div> 19.2	<div></div> 15.9	<div></div> 16.4	<div></div> 14.6	<div></div> 22.3	<div></div> 22.7	<div></div> 21.8	<div></div> 19.8	<div></div> 16.4	<div></div> 20.2
Very low	<div></div> 27	<div></div> 20.7	<div></div> 13.9	<div></div> 31.8	<div></div> 22.1	<div></div> 25.7	<div></div> 23.7	<div></div> 27.4	<div></div> 22.4	<div></div> 21.5	<div></div> 21.6	<div></div> 25.1	<div></div> 24.2	<div></div> 26.4
Ursula von der Leyen														
Very high	<div></div> 5.6	<div></div> 7.6	<div></div> 1.9	<div></div> 5.6	<div></div> 4.2	<div></div> 8.4	<div></div> 12.4	<div></div> 5	<div></div> 7.2	<div></div> 7.1	<div></div> 8.4	<div></div> 6.6	<div></div> 5.8	<div></div> 5.3
High	<div></div> 11.9	<div></div> 9.4	<div></div> 17.8	<div></div> 9.7	<div></div> 14.3	<div></div> 6	<div></div> 6.4	<div></div> 7.8	<div></div> 11.7	<div></div> 9.5	<div></div> 12.8	<div></div> 10.2	<div></div> 11.7	<div></div> 8.8
Don't know	<div></div> 32.2	<div></div> 48.1	<div></div> 31.7	<div></div> 38.6	<div></div> 41.3	<div></div> 46.3	<div></div> 42.2	<div></div> 32	<div></div> 43.7	<div></div> 40.4	<div></div> 44.9	<div></div> 41.4	<div></div> 40.5	<div></div> 35
Low	<div></div> 13.3	<div></div> 11.8	<div></div> 15.7	<div></div> 12	<div></div> 10.1	<div></div> 12	<div></div> 13.4	<div></div> 14.3	<div></div> 11.8	<div></div> 15.9	<div></div> 9.8	<div></div> 12	<div></div> 10.2	<div></div> 14.8
Very low	<div></div> 37.1	<div></div> 23.1	<div></div> 32.8	<div></div> 34	<div></div> 30.1	<div></div> 27.2	<div></div> 25.6	<div></div> 40.8	<div></div> 25.6	<div></div> 27.1	<div></div> 24.1	<div></div> 29.8	<div></div> 31.7	<div></div> 36
Pedro Sánchez														
Very high	<div></div> 5.4	<div></div> 6.6	<div></div> 1.7	<div></div> 4.8	<div></div> 9.6	<div></div> 6	<div></div> 7.4	<div></div> 6.3	<div></div> 6	<div></div> 5.9	<div></div> 3.9	<div></div> 8.7	<div></div> 4.7	<div></div> 7
High	<div></div> 8.5	<div></div> 6.2	<div></div> 8.3	<div></div> 7.2	<div></div> 8.5	<div></div> 4.1	<div></div> 9.1	<div></div> 4.9	<div></div> 8.3	<div></div> 6.9	<div></div> 12.5	<div></div> 4.5	<div></div> 5	<div></div> 7.9
Don't know	<div></div> 30.2	<div></div> 35.8	<div></div> 32.4	<div></div> 33.1	<div></div> 36.3	<div></div> 33.4	<div></div> 29.9	<div></div> 22.8	<div></div> 37.1	<div></div> 34.3	<div></div> 39	<div></div> 33.7	<div></div> 30.6	<div></div> 28.4
Low	<div></div> 15.6	<div></div> 15.9	<div></div> 22.2	<div></div> 13.6	<div></div> 14.7	<div></div> 14.1	<div></div> 15.3	<div></div> 15.5	<div></div> 15.9	<div></div> 19.8	<div></div> 6.8	<div></div> 15.4	<div></div> 23.2	<div></div> 13.3
Very low	<div></div> 40.2	<div></div> 35.5	<div></div> 35.4	<div></div> 41.3	<div></div> 30.9	<div></div> 42.3	<div></div> 38.2	<div></div> 50.6	<div></div> 32.8	<div></div> 33.2	<div></div> 37.7	<div></div> 37.7	<div></div> 36.5	<div></div> 43.5

How would you rate the level of commitment and effort of each of the following world leaders in terms of bringing freedom to Venezuela?

[crosstabs]

	POLITICAL IDEOLOGY						VENEZUELAN		VENEZUELAN DIASPORA	
	Right	Center-right	Center	Center-left	Left	No ideology / Don't know	Yes	No	No	Yes
Donald Trump										
Very high	76.3	52.4	22.5	13.1	3.9	34.1	33.1	39	38.5	47.9
High	12.8	22.5	28	8.5	0.4	16.1	13.4	13.8	13.8	16.1
Don't know	0.3	2.6	3.8	1.1	1	19.6	22.9	5.2	6.2	7.2
Low	6.5	5.3	18	10.2	3.4	14.3	12.7	9.1	9.2	10.5
Very low	4.1	17.3	27.7	67.2	91.4	15.9	18	32.9	32.2	18.3
Marco Rubio										
Very high	70.1	52.2	22.8	14.2	2.8	30.5	29	36.6	35.9	49.9
High	11.1	9.9	18.5	4.8	0.2	12.4	9.9	9.5	9.5	10.3
Don't know	10.6	14.7	23.3	5.9	9.8	30.3	30.9	16.1	17	14.4
Low	4.8	14.7	19.1	9.6	3.5	12.4	13.1	9.4	9.6	10.3
Very low	3.4	8.5	16.3	65.5	83.6	14.4	17	28.4	27.9	15.1
Javier Milei										
Very high	55.5	41.4	16.8	11.7	2.7	22	19.4	28.6	28	35.5
High	21.9	24.2	21.8	3.7	0.4	14.1	14	14.8	14.7	17.6
Don't know	5.4	2.5	11.9	4.1	3.1	29.4	31.6	10.2	11.4	11
Low	8.8	19	17.6	6.5	4.1	13.3	14.3	11	11.1	11.4
Very low	8.2	12.8	31.9	74	89.7	21.1	20.7	35.4	34.7	24.5
Lula da Silva										
Very high	1.9	5	12.5	26.4	53.8	11.9	5.2	17.9	17.4	3.4
High	5.7	4.3	35.3	14.7	18.1	9.4	6.9	12.5	12.3	4.5
Don't know	8.9	6.4	5.8	6	2	30.7	35	11.3	12.6	16.2
Low	8	23	15.3	18.8	17.3	12.5	16.8	14.3	14.5	13.8
Very low	75.5	61.3	31.1	34.1	8.8	35.4	36.1	44.1	43.3	62.1
Gustavo Petro										
Very high	4.2	0.6	13.5	28.6	53.4	7	6.6	16.6	16.2	7.3
High	3.3	4	6.3	16.1	15.6	8.2	5.2	8.4	8.4	2.8
Don't know	19.3	14.7	17.5	9.4	11.6	32.7	32.5	19	20	9.3
Low	5	17.9	21	8.9	5.5	10.7	10.7	10.1	10.2	6.7
Very low	68.3	62.8	41.7	37	13.9	41.4	45	45.8	45.3	73.8

How would you rate the level of commitment and effort of each of the following world leaders in terms of bringing freedom to Venezuela? [crosstabs]

	POLITICAL IDEOLOGY						VENEZUELAN		VENEZUELAN DIASPORA	
	Right	Center-right	Center	Center-left	Left	No ideology / Don't know	Yes	No	No	Yes
Claudia Sheinbaum										
Very high	<div></div> 2.6	<div></div> 4.7	<div></div> 11.9	<div></div> 28	<div></div> 41.4	<div></div> 7.1	<div></div> 6.6	<div></div> 14.4	<div></div> 14.1	<div></div> 8.3
High	<div></div> 5.3	<div></div> 7.1	<div></div> 10.4	<div></div> 10.4	<div></div> 11.1	<div></div> 6	<div></div> 5.8	<div></div> 7.8	<div></div> 7.7	<div></div> 3.7
Don't know	<div></div> 35.4	<div></div> 21.4	<div></div> 24	<div></div> 18.7	<div></div> 16.2	<div></div> 42.8	<div></div> 39.5	<div></div> 29	<div></div> 29.7	<div></div> 22.1
Low	<div></div> 8.2	<div></div> 22.3	<div></div> 24.2	<div></div> 16.5	<div></div> 15.7	<div></div> 12.7	<div></div> 11.6	<div></div> 15	<div></div> 15	<div></div> 4.9
Very low	<div></div> 48.4	<div></div> 44.4	<div></div> 29.5	<div></div> 26.4	<div></div> 15.6	<div></div> 31.3	<div></div> 36.5	<div></div> 33.8	<div></div> 33.5	<div></div> 60.9
Vladimir Putin										
Very high	<div></div> 4.8	<div></div> 6.1	<div></div> 25.5	<div></div> 21.2	<div></div> 24.3	<div></div> 7.6	<div></div> 9.4	<div></div> 12.7	<div></div> 12.6	<div></div> 7.7
High	<div></div> 4.6	<div></div> 7.1	<div></div> 6.8	<div></div> 9.1	<div></div> 19.1	<div></div> 9	<div></div> 7	<div></div> 9.3	<div></div> 9.3	<div></div> 3.1
Don't know	<div></div> 9	<div></div> 4.3	<div></div> 14.6	<div></div> 4.3	<div></div> 8.8	<div></div> 30.3	<div></div> 32.8	<div></div> 12.9	<div></div> 14	<div></div> 12
Low	<div></div> 5.3	<div></div> 15.1	<div></div> 9.4	<div></div> 8.9	<div></div> 16.4	<div></div> 10.8	<div></div> 9.6	<div></div> 10.8	<div></div> 10.7	<div></div> 9
Very low	<div></div> 76.3	<div></div> 67.5	<div></div> 43.7	<div></div> 56.4	<div></div> 31.4	<div></div> 42.3	<div></div> 41.3	<div></div> 54.3	<div></div> 53.4	<div></div> 68.1
Xi Jinping										
Very high	<div></div> 2.3	<div></div> 7.1	<div></div> 21.4	<div></div> 21.3	<div></div> 28.2	<div></div> 8.2	<div></div> 9	<div></div> 12.7	<div></div> 12.5	<div></div> 8.7
High	<div></div> 5.4	<div></div> 6.5	<div></div> 8.7	<div></div> 9.8	<div></div> 31.4	<div></div> 6.8	<div></div> 5.8	<div></div> 11.4	<div></div> 11.2	<div></div> 2.1
Don't know	<div></div> 12.6	<div></div> 10.3	<div></div> 18.9	<div></div> 6.1	<div></div> 11.8	<div></div> 37.6	<div></div> 37.3	<div></div> 17.6	<div></div> 18.7	<div></div> 18.8
Low	<div></div> 5.3	<div></div> 16.9	<div></div> 9.8	<div></div> 12.3	<div></div> 9.5	<div></div> 10.2	<div></div> 10.5	<div></div> 9.9	<div></div> 10	<div></div> 8.3
Very low	<div></div> 74.5	<div></div> 59.2	<div></div> 41.3	<div></div> 50.5	<div></div> 19	<div></div> 37.2	<div></div> 37.4	<div></div> 48.4	<div></div> 47.6	<div></div> 62.1
Gabriel Boric										
Very high	<div></div> 7.8	<div></div> 13.7	<div></div> 7.5	<div></div> 10.9	<div></div> 19.9	<div></div> 9.5	<div></div> 7.2	<div></div> 11.6	<div></div> 11.4	<div></div> 11.4
High	<div></div> 11.1	<div></div> 23.9	<div></div> 17.5	<div></div> 24.5	<div></div> 14.8	<div></div> 10.2	<div></div> 11.8	<div></div> 15.3	<div></div> 15.1	<div></div> 16.8
Don't know	<div></div> 33.2	<div></div> 18.8	<div></div> 31.2	<div></div> 17.1	<div></div> 19.7	<div></div> 42.1	<div></div> 40.2	<div></div> 28.9	<div></div> 29.7	<div></div> 24.1
Low	<div></div> 15.1	<div></div> 25.5	<div></div> 31.9	<div></div> 18.9	<div></div> 25.4	<div></div> 15.1	<div></div> 17.9	<div></div> 20.3	<div></div> 20.2	<div></div> 18.7
Very low	<div></div> 32.9	<div></div> 18	<div></div> 11.9	<div></div> 28.6	<div></div> 20.2	<div></div> 23.1	<div></div> 22.9	<div></div> 23.9	<div></div> 23.7	<div></div> 29
Ursula von der Leyen										
Very high	<div></div> 6.1	<div></div> 6.6	<div></div> 7.8	<div></div> 7.2	<div></div> 0.4	<div></div> 10.4	<div></div> 5.7	<div></div> 6.7	<div></div> 6.6	<div></div> 7.1
High	<div></div> 8.4	<div></div> 22.6	<div></div> 17.7	<div></div> 8.4	<div></div> 3.5	<div></div> 9.5	<div></div> 8	<div></div> 10.8	<div></div> 10.6	<div></div> 8.9
Don't know	<div></div> 48.9	<div></div> 37.2	<div></div> 46.5	<div></div> 24.4	<div></div> 21.8	<div></div> 49.7	<div></div> 47.9	<div></div> 39.9	<div></div> 40.4	<div></div> 37.5
Low	<div></div> 13.4	<div></div> 15.3	<div></div> 7.3	<div></div> 11.5	<div></div> 13.9	<div></div> 11.6	<div></div> 16	<div></div> 12.3	<div></div> 12.5	<div></div> 17.1
Very low	<div></div> 23.3	<div></div> 18.2	<div></div> 20.8	<div></div> 48.5	<div></div> 60.4	<div></div> 18.7	<div></div> 22.4	<div></div> 30.3	<div></div> 29.9	<div></div> 29.5
Pedro Sánchez										
Very high	<div></div> 2.5	<div></div> 8.4	<div></div> 3.8	<div></div> 8.6	<div></div> 8.4	<div></div> 6.4	<div></div> 3.3	<div></div> 6.2	<div></div> 6.1	<div></div> 2.8
High	<div></div> 5.4	<div></div> 9.8	<div></div> 8.5	<div></div> 11.1	<div></div> 7.2	<div></div> 6.3	<div></div> 4.9	<div></div> 7.5	<div></div> 7.4	<div></div> 3.6
Don't know	<div></div> 38.2	<div></div> 23.7	<div></div> 38.7	<div></div> 26.3	<div></div> 17.5	<div></div> 43.7	<div></div> 41	<div></div> 32.6	<div></div> 33.3	<div></div> 21.7
Low	<div></div> 10.7	<div></div> 22.1	<div></div> 17.6	<div></div> 14.9	<div></div> 26	<div></div> 10.3	<div></div> 13	<div></div> 15.9	<div></div> 15.8	<div></div> 10.7
Very low	<div></div> 43.2	<div></div> 36.1	<div></div> 31.4	<div></div> 39.1	<div></div> 41	<div></div> 33.2	<div></div> 37.9	<div></div> 37.8	<div></div> 37.4	<div></div> 61.3

How would you rate the level of commitment and effort of each of the following world leaders in terms of bringing freedom to Venezuela?

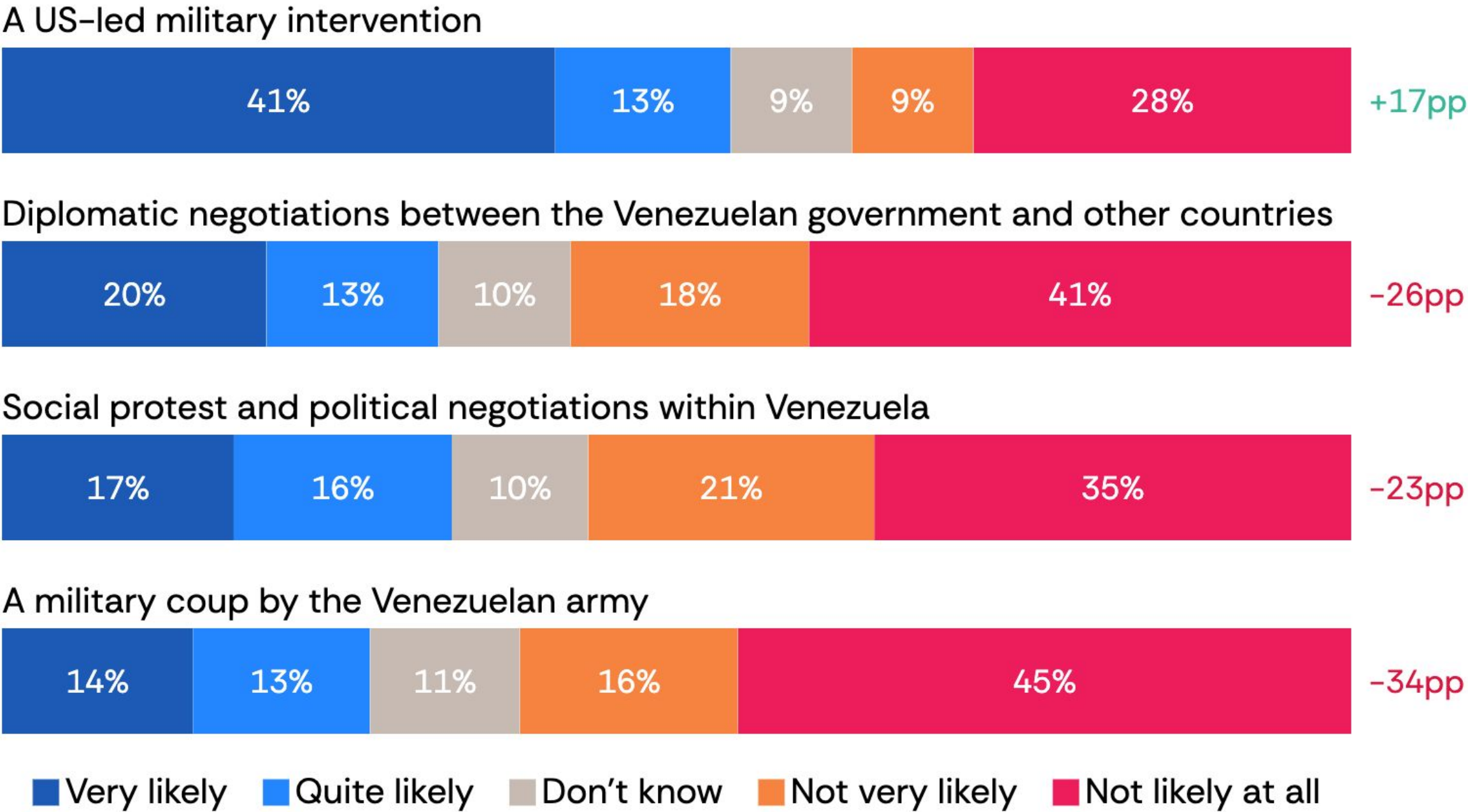
[crosstabs]

	REGION										
	Venezuela	Paraguay & Uruguay	Central America	Argentina	Peru, Ecuador & Bolivia	Colombia	USA & Canada	Chile	Caribbean	Brazil	Mexico
Donald Trump											
Very high	<div></div> 26.9	<div></div> 33	<div></div> 28.3	<div></div> 42.3	<div></div> 31.3	<div></div> 36.5	<div></div> 43.6	<div></div> 41.4	<div></div> 55.7	<div></div> 45.9	<div></div> 31.9
High	<div></div> 12.2	<div></div> 21.6	<div></div> 24.9	<div></div> 14.8	<div></div> 24	<div></div> 13.7	<div></div> 1.8	<div></div> 9.9	<div></div> 10.5	<div></div> 10.1	<div></div> 15.8
Don't know	<div></div> 29.7	<div></div> 6.2	<div></div> 15.2	<div></div> 4.1	<div></div> 7.1	<div></div> 15.4	<div></div> 2.9	<div></div> 7.6	<div></div> 17.1	<div></div> 1.3	<div></div> 2.1
Low	<div></div> 13.3	<div></div> 14.1	<div></div> 13.3	<div></div> 4.7	<div></div> 19.5	<div></div> 16.6	<div></div> 13.3	<div></div> 1.6	<div></div> 1.3	<div></div> 5.4	<div></div> 7.3
Very low	<div></div> 17.9	<div></div> 25.1	<div></div> 18.3	<div></div> 34	<div></div> 18.1	<div></div> 17.8	<div></div> 38.5	<div></div> 39.5	<div></div> 15.4	<div></div> 37.2	<div></div> 42.9
Marco Rubio											
Very high	<div></div> 20.5	<div></div> 26.6	<div></div> 21.9	<div></div> 23.1	<div></div> 25.3	<div></div> 31.1	<div></div> 48	<div></div> 29.1	<div></div> 55.3	<div></div> 45.8	<div></div> 35.3
High	<div></div> 9.7	<div></div> 18.7	<div></div> 22.1	<div></div> 7	<div></div> 13.4	<div></div> 15.5	<div></div> 0.5	<div></div> 8.6	<div></div> 7.4	<div></div> 7.3	<div></div> 7.5
Don't know	<div></div> 38.2	<div></div> 15.3	<div></div> 32.3	<div></div> 34.3	<div></div> 31.4	<div></div> 28.5	<div></div> 3.7	<div></div> 30.7	<div></div> 25.7	<div></div> 6.2	<div></div> 9.3
Low	<div></div> 14	<div></div> 16.4	<div></div> 13.6	<div></div> 8.5	<div></div> 16.5	<div></div> 9.7	<div></div> 27.3	<div></div> 1.2	<div></div> 4.4	<div></div> 5.1	<div></div> 6.4
Very low	<div></div> 17.6	<div></div> 23	<div></div> 10.1	<div></div> 27.1	<div></div> 13.4	<div></div> 15.3	<div></div> 20.5	<div></div> 30.5	<div></div> 7.2	<div></div> 35.7	<div></div> 41.5
Javier Milei											
Very high	<div></div> 12.8	<div></div> 18	<div></div> 14.8	<div></div> 42.5	<div></div> 23.6	<div></div> 22.4	<div></div> 40.2	<div></div> 31.9	<div></div> 33.9	<div></div> 32.6	<div></div> 23.7
High	<div></div> 12.4	<div></div> 23.3	<div></div> 15.3	<div></div> 12.4	<div></div> 20	<div></div> 15.8	<div></div> 8.6	<div></div> 16.1	<div></div> 14.2	<div></div> 16	<div></div> 12
Don't know	<div></div> 40.6	<div></div> 12	<div></div> 26.3	<div></div> 3.6	<div></div> 11.2	<div></div> 34.6	<div></div> 10.3	<div></div> 13.2	<div></div> 21.1	<div></div> 3.4	<div></div> 4.9
Low	<div></div> 15.2	<div></div> 15.7	<div></div> 23.6	<div></div> 4.6	<div></div> 20	<div></div> 8.5	<div></div> 18	<div></div> 3.2	<div></div> 3.4	<div></div> 7.2	<div></div> 10.1
Very low	<div></div> 19	<div></div> 31	<div></div> 19.9	<div></div> 37	<div></div> 25.2	<div></div> 18.7	<div></div> 22.9	<div></div> 35.7	<div></div> 27.6	<div></div> 40.8	<div></div> 49.3
Lula da Silva											
Very high	<div></div> 5.8	<div></div> 26.7	<div></div> 10.2	<div></div> 25	<div></div> 7.3	<div></div> 16.9	<div></div> 5.7	<div></div> 11.1	<div></div> 33.1	<div></div> 17.2	<div></div> 27.3
High	<div></div> 7.8	<div></div> 9.6	<div></div> 19.4	<div></div> 8.8	<div></div> 11.9	<div></div> 9	<div></div> 17	<div></div> 10.3	<div></div> 6	<div></div> 8.4	<div></div> 18.5
Don't know	<div></div> 43.2	<div></div> 9.8	<div></div> 27	<div></div> 10.8	<div></div> 18.5	<div></div> 28.2	<div></div> 6.4	<div></div> 22.6	<div></div> 26.8	<div></div> 1.1	<div></div> 10.8
Low	<div></div> 17.7	<div></div> 21.2	<div></div> 10.4	<div></div> 17.8	<div></div> 16.9	<div></div> 18.9	<div></div> 23.8	<div></div> 14.4	<div></div> 5.6	<div></div> 10.5	<div></div> 15.1
Very low	<div></div> 25.4	<div></div> 32.8	<div></div> 33	<div></div> 37.7	<div></div> 45.4	<div></div> 26.9	<div></div> 47	<div></div> 41.6	<div></div> 28.5	<div></div> 62.8	<div></div> 28.3
Gustavo Petro											
Very high	<div></div> 6.2	<div></div> 20.3	<div></div> 5.7	<div></div> 19.1	<div></div> 7.3	<div></div> 17.9	<div></div> 1.3	<div></div> 6.3	<div></div> 22.6	<div></div> 15.5	<div></div> 32.7
High	<div></div> 6.2	<div></div> 12.4	<div></div> 7.9	<div></div> 8.5	<div></div> 9	<div></div> 6.1	<div></div> 9.9	<div></div> 6.6	<div></div> 3.2	<div></div> 8.6	<div></div> 8.6
Don't know	<div></div> 42.3	<div></div> 15.3	<div></div> 24.6	<div></div> 24.2	<div></div> 21	<div></div> 16.4	<div></div> 15.5	<div></div> 28.3	<div></div> 33	<div></div> 21.5	<div></div> 7.7
Low	<div></div> 12.1	<div></div> 12.6	<div></div> 34.1	<div></div> 8.9	<div></div> 5.9	<div></div> 6.3	<div></div> 27.2	<div></div> 6.3	<div></div> 4.4	<div></div> 6.1	<div></div> 4.6
Very low	<div></div> 33.1	<div></div> 39.5	<div></div> 27.7	<div></div> 39.3	<div></div> 56.7	<div></div> 53.4	<div></div> 46	<div></div> 52.4	<div></div> 36.8	<div></div> 48.3	<div></div> 46.5

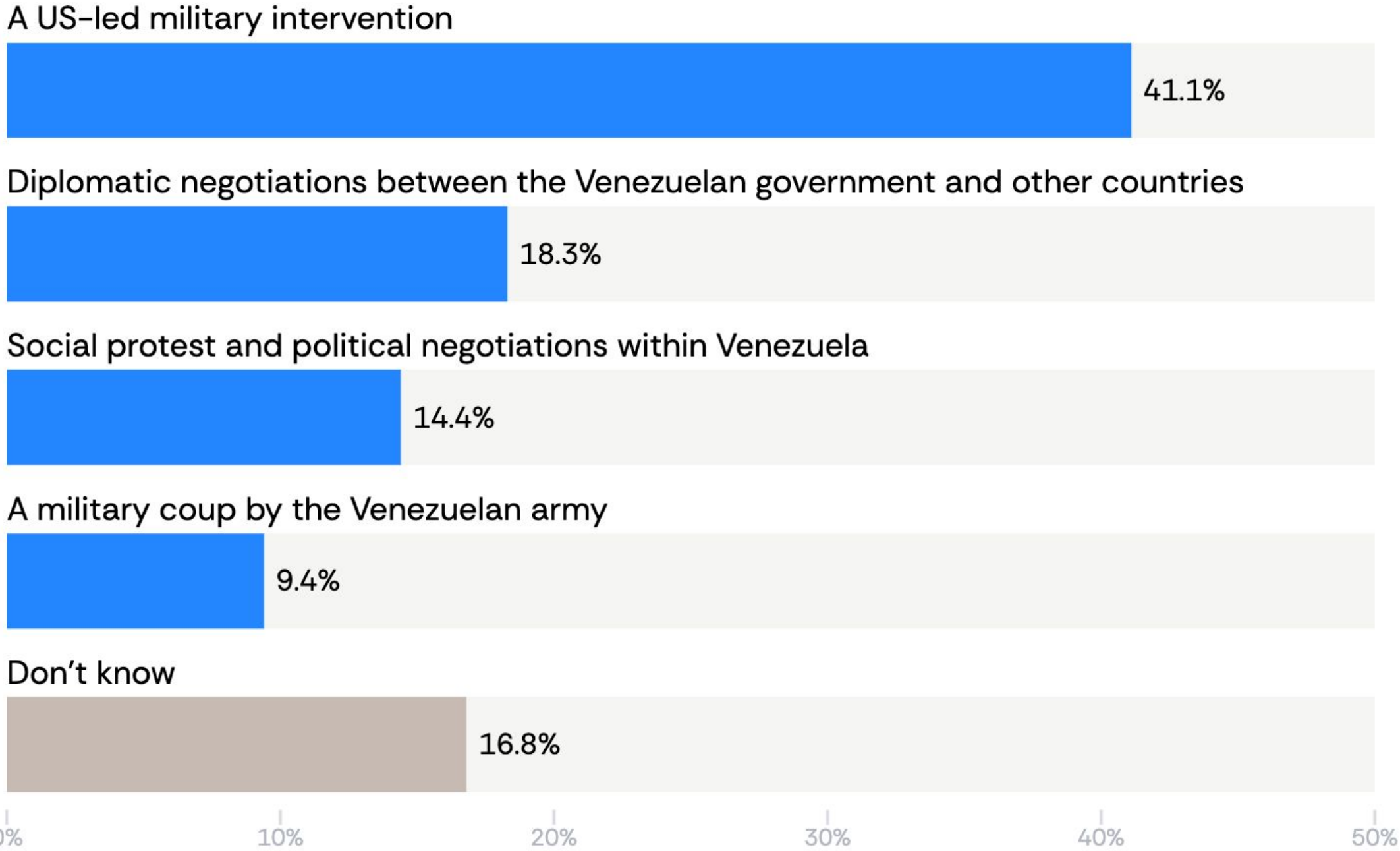
How would you rate the level of commitment and effort of each of the following world leaders in terms of bringing freedom to Venezuela? [crosstabs]

	REGION										
	Venezuela	Paraguay & Uruguay	Central America	Argentina	Peru, Ecuador & Bolivia	Colombia	USA & Canada	Chile	Caribbean	Brazil	Mexico
Claudia Sheinbaum											
Very high	<div><div></div></div> 5.9	<div><div></div></div> 22.5	<div><div></div></div> 7.8	<div><div></div></div> 21.3	<div><div></div></div> 7.2	<div><div></div></div> 11.2	<div><div></div></div> 8	<div><div></div></div> 6.1	<div><div></div></div> 21.7	<div><div></div></div> 10	<div><div></div></div> 29.5
High	<div><div></div></div> 6.7	<div><div></div></div> 10.4	<div><div></div></div> 12.3	<div><div></div></div> 7.1	<div><div></div></div> 7.8	<div><div></div></div> 12.5	<div><div></div></div> 3.3	<div><div></div></div> 11.2	<div><div></div></div> 4.5	<div><div></div></div> 9	<div><div></div></div> 2.8
Don't know	<div><div></div></div> 47	<div><div></div></div> 19.5	<div><div></div></div> 26.6	<div><div></div></div> 38.4	<div><div></div></div> 19.1	<div><div></div></div> 34	<div><div></div></div> 32.4	<div><div></div></div> 34	<div><div></div></div> 30.2	<div><div></div></div> 42.4	<div><div></div></div> 3.2
Low	<div><div></div></div> 13.9	<div><div></div></div> 10.8	<div><div></div></div> 23.5	<div><div></div></div> 9.8	<div><div></div></div> 21.7	<div><div></div></div> 12.1	<div><div></div></div> 28.5	<div><div></div></div> 12.3	<div><div></div></div> 8.9	<div><div></div></div> 12.5	<div><div></div></div> 11.3
Very low	<div><div></div></div> 26.5	<div><div></div></div> 36.7	<div><div></div></div> 29.9	<div><div></div></div> 23.4	<div><div></div></div> 44.2	<div><div></div></div> 30.3	<div><div></div></div> 27.8	<div><div></div></div> 36.3	<div><div></div></div> 34.6	<div><div></div></div> 26.1	<div><div></div></div> 53.1
Vladimir Putin											
Very high	<div><div></div></div> 10	<div><div></div></div> 16.5	<div><div></div></div> 15.3	<div><div></div></div> 16.9	<div><div></div></div> 8.2	<div><div></div></div> 15.3	<div><div></div></div> 12.1	<div><div></div></div> 9.9	<div><div></div></div> 17.5	<div><div></div></div> 8.8	<div><div></div></div> 17.4
High	<div><div></div></div> 8.4	<div><div></div></div> 7.8	<div><div></div></div> 9.5	<div><div></div></div> 6.4	<div><div></div></div> 14.5	<div><div></div></div> 8.1	<div><div></div></div> 10.8	<div><div></div></div> 7.3	<div><div></div></div> 4.2	<div><div></div></div> 4.8	<div><div></div></div> 16.6
Don't know	<div><div></div></div> 41.6	<div><div></div></div> 16.5	<div><div></div></div> 25.8	<div><div></div></div> 16.7	<div><div></div></div> 18.6	<div><div></div></div> 27	<div><div></div></div> 11.3	<div><div></div></div> 21.4	<div><div></div></div> 31.6	<div><div></div></div> 6	<div><div></div></div> 5.8
Low	<div><div></div></div> 9.6	<div><div></div></div> 10.6	<div><div></div></div> 20.2	<div><div></div></div> 12	<div><div></div></div> 8.3	<div><div></div></div> 13.7	<div><div></div></div> 20.6	<div><div></div></div> 4.4	<div><div></div></div> 2.5	<div><div></div></div> 6.7	<div><div></div></div> 11.7
Very low	<div><div></div></div> 30.4	<div><div></div></div> 48.6	<div><div></div></div> 29.2	<div><div></div></div> 47.9	<div><div></div></div> 50.3	<div><div></div></div> 35.9	<div><div></div></div> 45.2	<div><div></div></div> 56.9	<div><div></div></div> 44.2	<div><div></div></div> 73.7	<div><div></div></div> 48.6
Xi Jinping											
Very high	<div><div></div></div> 9.1	<div><div></div></div> 18.6	<div><div></div></div> 14.9	<div><div></div></div> 17.4	<div><div></div></div> 9.7	<div><div></div></div> 7.9	<div><div></div></div> 8	<div><div></div></div> 5.5	<div><div></div></div> 13.9	<div><div></div></div> 11.4	<div><div></div></div> 17.7
High	<div><div></div></div> 7.3	<div><div></div></div> 4.8	<div><div></div></div> 8.4	<div><div></div></div> 7	<div><div></div></div> 9.9	<div><div></div></div> 9.1	<div><div></div></div> 10.6	<div><div></div></div> 15.6	<div><div></div></div> 2.1	<div><div></div></div> 6.6	<div><div></div></div> 25.5
Don't know	<div><div></div></div> 45.2	<div><div></div></div> 14.9	<div><div></div></div> 35.4	<div><div></div></div> 24.8	<div><div></div></div> 30.3	<div><div></div></div> 35.9	<div><div></div></div> 11.4	<div><div></div></div> 24.2	<div><div></div></div> 33.2	<div><div></div></div> 8	<div><div></div></div> 10.5
Low	<div><div></div></div> 11.1	<div><div></div></div> 16.2	<div><div></div></div> 12.5	<div><div></div></div> 9.2	<div><div></div></div> 11.5	<div><div></div></div> 13.9	<div><div></div></div> 22.7	<div><div></div></div> 8	<div><div></div></div> 5.9	<div><div></div></div> 7.7	<div><div></div></div> 5.5
Very low	<div><div></div></div> 27.3	<div><div></div></div> 45.5	<div><div></div></div> 28.8	<div><div></div></div> 41.7	<div><div></div></div> 38.6	<div><div></div></div> 33.2	<div><div></div></div> 47.2	<div><div></div></div> 46.8	<div><div></div></div> 44.8	<div><div></div></div> 66.3	<div><div></div></div> 40.9
Gabriel Boric											
Very high	<div><div></div></div> 5.5	<div><div></div></div> 22.2	<div><div></div></div> 5.6	<div><div></div></div> 14.2	<div><div></div></div> 6.1	<div><div></div></div> 14.9	<div><div></div></div> 7.9	<div><div></div></div> 15.1	<div><div></div></div> 28.4	<div><div></div></div> 8.6	<div><div></div></div> 17.7
High	<div><div></div></div> 9.7	<div><div></div></div> 12.6	<div><div></div></div> 9.2	<div><div></div></div> 16.1	<div><div></div></div> 11.4	<div><div></div></div> 14.1	<div><div></div></div> 29.7	<div><div></div></div> 13.4	<div><div></div></div> 2.8	<div><div></div></div> 13.9	<div><div></div></div> 19.2
Don't know	<div><div></div></div> 47.3	<div><div></div></div> 13.7	<div><div></div></div> 43.2	<div><div></div></div> 31.8	<div><div></div></div> 24.4	<div><div></div></div> 37.1	<div><div></div></div> 23.3	<div><div></div></div> 15.6	<div><div></div></div> 36	<div><div></div></div> 28.3	<div><div></div></div> 26.7
Low	<div><div></div></div> 17.3	<div><div></div></div> 25.8	<div><div></div></div> 26.9	<div><div></div></div> 18.8	<div><div></div></div> 28.1	<div><div></div></div> 19.6	<div><div></div></div> 4	<div><div></div></div> 10.2	<div><div></div></div> 7.2	<div><div></div></div> 23.8	<div><div></div></div> 17.5
Very low	<div><div></div></div> 20.2	<div><div></div></div> 25.8	<div><div></div></div> 15.1	<div><div></div></div> 19.1	<div><div></div></div> 30	<div><div></div></div> 14.4	<div><div></div></div> 35.2	<div><div></div></div> 45.7	<div><div></div></div> 25.6	<div><div></div></div> 25.5	<div><div></div></div> 18.9
Ursula von der Leyen											
Very high	<div><div></div></div> 5.2	<div><div></div></div> 19.8	<div><div></div></div> 5.6	<div><div></div></div> 6.2	<div><div></div></div> 7	<div><div></div></div> 8.3	<div><div></div></div> 4.9	<div><div></div></div> 3.3	<div><div></div></div> 22.8	<div><div></div></div> 3.6	<div><div></div></div> 9.5
High	<div><div></div></div> 7.5	<div><div></div></div> 10.5	<div><div></div></div> 16.2	<div><div></div></div> 4.5	<div><div></div></div> 12.8	<div><div></div></div> 18	<div><div></div></div> 18.9	<div><div></div></div> 6.6	<div><div></div></div> 4.9	<div><div></div></div> 7.8	<div><div></div></div> 10.1
Don't know	<div><div></div></div> 52.6	<div><div></div></div> 27.8	<div><div></div></div> 47.6	<div><div></div></div> 59.4	<div><div></div></div> 36.9	<div><div></div></div> 43.3	<div><div></div></div> 41.8	<div><div></div></div> 46.2	<div><div></div></div> 38.8	<div><div></div></div> 41.1	<div><div></div></div> 27.1
Low	<div><div></div></div> 15.3	<div><div></div></div> 13.7	<div><div></div></div> 10.6	<div><div></div></div> 10.5	<div><div></div></div> 18.7	<div><div></div></div> 10.3	<div><div></div></div> 5.6	<div><div></div></div> 7.3	<div><div></div></div> 6.2	<div><div></div></div> 13.4	<div><div></div></div> 14.3
Very low	<div><div></div></div> 19.4	<div><div></div></div> 28.3	<div><div></div></div> 20	<div><div></div></div> 19.4	<div><div></div></div> 24.6	<div><div></div></div> 20.1	<div><div></div></div> 28.8	<div><div></div></div> 36.6	<div><div></div></div> 27.3	<div><div></div></div> 34	<div><div></div></div> 39
Pedro Sánchez											
Very high	<div><div></div></div> 3.4	<div><div></div></div> 16	<div><div></div></div> 7.2	<div><div></div></div> 7.4	<div><div></div></div> 4.4	<div><div></div></div> 6.2	<div><div></div></div> 5.2	<div><div></div></div> 3.6	<div><div></div></div> 16.8	<div><div></div></div> 4.4	<div><div></div></div> 7.5
High	<div><div></div></div> 5.4	<div><div></div></div> 15.3	<div><div></div></div> 3.7	<div><div></div></div> 7.5	<div><div></div></div> 13.4	<div><div></div></div> 11.2	<div><div></div></div> 2.6	<div><div></div></div> 10.4	<div><div></div></div> 9.1	<div><div></div></div> 9	<div><div></div></div> 2.1
Don't know	<div><div></div></div> 49.3	<div><div></div></div> 13.8	<div><div></div></div> 41.5	<div><div></div></div> 27.2	<div><div></div></div> 27.7	<div><div></div></div> 39.3	<div><div></div></div> 24.9	<div><div></div></div> 23	<div><div></div></div> 34.7	<div><div></div></div> 43.4	<div><div></div></div> 16.3
Low	<div><div></div></div> 13.7	<div><div></div></div> 9.5	<div><div></div></div> 18.9	<div><div></div></div> 10.4	<div><div></div></div> 14.8	<div><div></div></div> 14	<div><div></div></div> 18.2	<div><div></div></div> 7.3	<div><div></div></div> 7.3	<div><div></div></div> 16.6	<div><div></div></div> 18.9
Very low	<div><div></div></div> 28.3	<div><div></div></div> 45.5	<div><div></div></div> 28.6	<div><div></div></div> 47.5	<div><div></div></div> 39.7	<div><div></div></div> 29.2	<div><div></div></div> 49.2	<div><div></div></div> 55.7	<div><div></div></div> 32.2	<div><div></div></div> 26.6	<div><div></div></div> 55.2

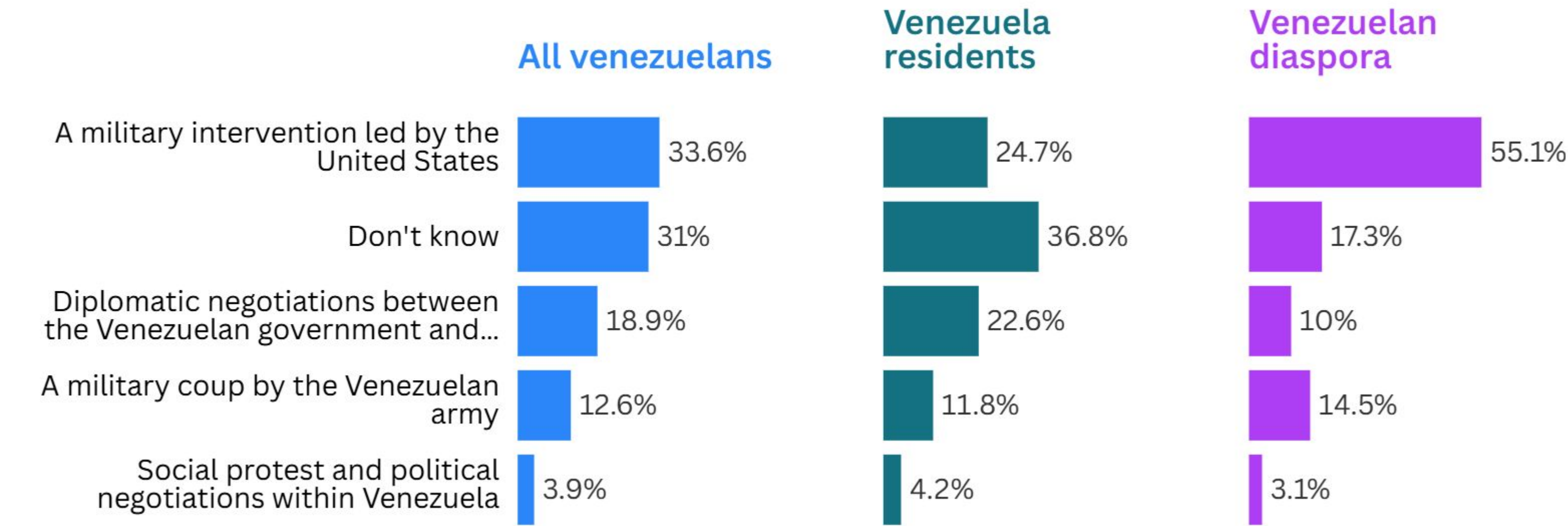
How would you rate the likelihood of success in toppling the Maduro regime and re-establishing democracy in Venezuela for each of the following pathways?



In your opinion, what is the most viable pathway for toppling the Maduro regime and re-establishing democracy in Venezuela?



In your opinion, what is the most viable pathway for toppling the Maduro regime and re-establishing democracy in Venezuela?



In your opinion, what is the most viable pathway for toppling the Maduro regime and re-establishing democracy in Venezuela?

[crosstabs]

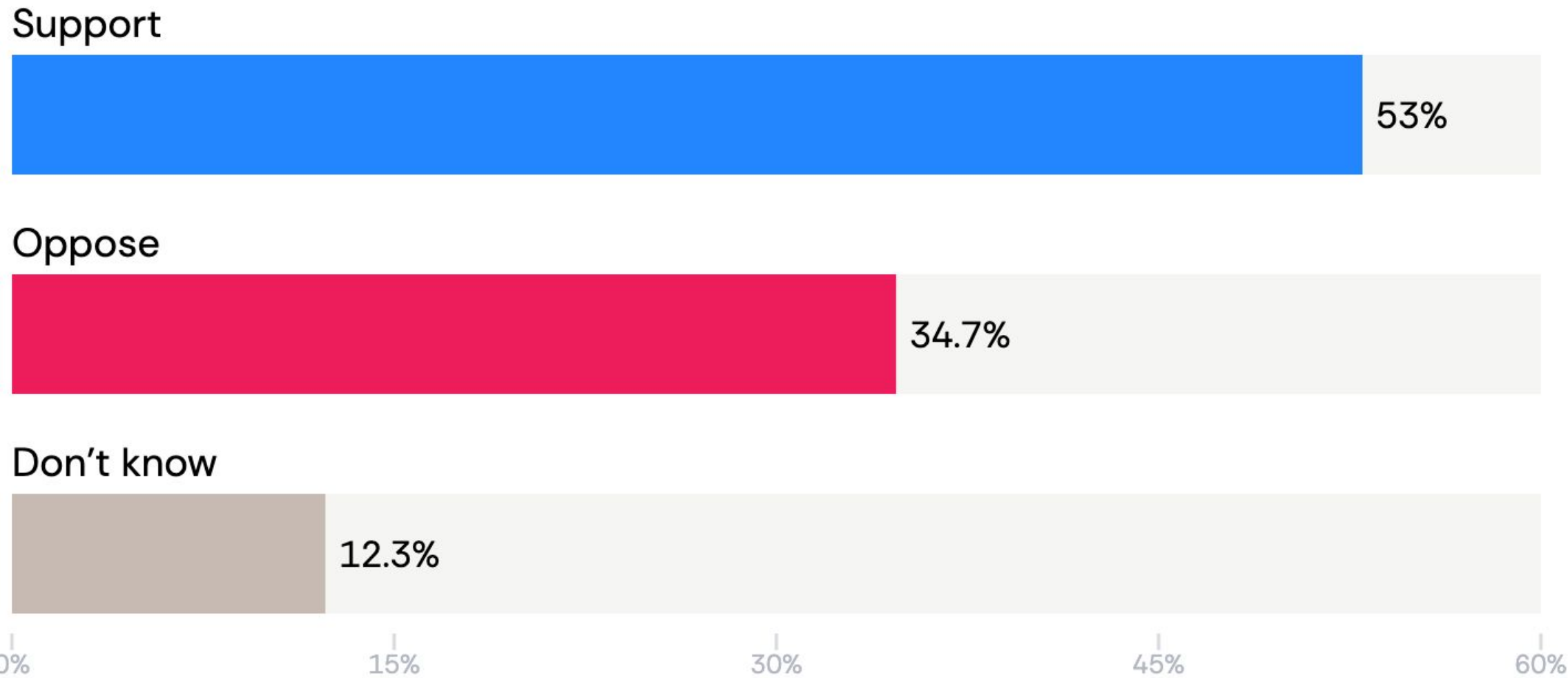
	GENDER		AGE					EDUCATION		VENEZUELAN	
	Male	Female	16 - 24	25 - 34	35 - 44	45 - 59	60 - 100	College degree	No college degree	Yes	No
A US-led military intervention	<div></div> 42.1	<div></div> 40.1	<div></div> 28.3	<div></div> 26.3	<div></div> 46	<div></div> 60.1	<div></div> 41.1	<div></div> 39.8	<div></div> 41.5	<div></div> 33.6	<div></div> 41.5
Diplomatic negotiations between the Ve	<div></div> 20.7	<div></div> 16	<div></div> 12.3	<div></div> 19.2	<div></div> 15.3	<div></div> 15	<div></div> 29.7	<div></div> 19.5	<div></div> 17.9	<div></div> 18.9	<div></div> 18.3
Don't know	<div></div> 12.6	<div></div> 20.9	<div></div> 23.8	<div></div> 21.8	<div></div> 15.4	<div></div> 11.2	<div></div> 13.2	<div></div> 18.6	<div></div> 16.1	<div></div> 31	<div></div> 16
Social protest and political negotiations	<div></div> 17	<div></div> 12	<div></div> 27.9	<div></div> 14	<div></div> 14.9	<div></div> 9	<div></div> 8.7	<div></div> 16	<div></div> 13.8	<div></div> 3.9	<div></div> 15.1
A military coup by the Venezuelan army	<div></div> 7.6	<div></div> 11.1	<div></div> 7.7	<div></div> 18.7	<div></div> 8.4	<div></div> 4.6	<div></div> 7.4	<div></div> 6.1	<div></div> 10.6	<div></div> 12.6	<div></div> 9.2

	FAMILY INCOME QUINTILE					POLITICAL IDEOLOGY					
	Q1 — Inferior	Q2 — Medium-Inferior	Q3 — Medium	Q4 — Medium-Superior	Q5 — Superior	Right	Center-right	Center	Center-left	Left	No ideology / Don't know
A US-led military intervention	<div></div> 34.1	<div></div> 44	<div></div> 41.3	<div></div> 43.4	<div></div> 42.1	<div></div> 79	<div></div> 62.2	<div></div> 28.5	<div></div> 10	<div></div> 3.5	<div></div> 34.8
Diplomatic negotiations between the Ve	<div></div> 22.5	<div></div> 13.1	<div></div> 22.8	<div></div> 15.6	<div></div> 17.7	<div></div> 6.1	<div></div> 10.8	<div></div> 22.3	<div></div> 29.4	<div></div> 35.7	<div></div> 17
Don't know	<div></div> 20.5	<div></div> 16.4	<div></div> 10.9	<div></div> 18.7	<div></div> 17.4	<div></div> 5.8	<div></div> 12.1	<div></div> 9	<div></div> 19.5	<div></div> 22.9	<div></div> 27.1
Social protest and political negotiations	<div></div> 14.9	<div></div> 11.5	<div></div> 14.3	<div></div> 14.6	<div></div> 16.8	<div></div> 2.6	<div></div> 6.2	<div></div> 18.2	<div></div> 37.9	<div></div> 32.6	<div></div> 8.2
A military coup by the Venezuelan army	<div></div> 7.9	<div></div> 14.9	<div></div> 10.7	<div></div> 7.8	<div></div> 5.9	<div></div> 6.6	<div></div> 8.6	<div></div> 21.9	<div></div> 3.2	<div></div> 5.3	<div></div> 12.9

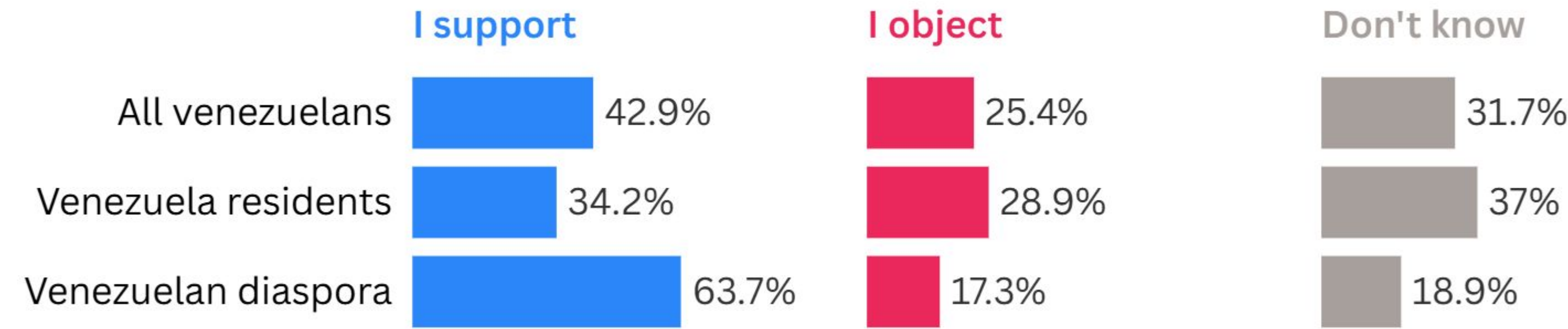
	REGION										
	Venezuela	Paraguay & Uruguay	Central America	Argentina	Peru, Ecuador & Bolivia	Colombia	USA & Canada	Chile	Caribbean	Brazil	Mexico
A US-led military intervention	<div></div> 24.7	<div></div> 27.1	<div></div> 28.8	<div></div> 40.3	<div></div> 46.3	<div></div> 37	<div></div> 22.1	<div></div> 38.4	<div></div> 70.8	<div></div> 49.6	<div></div> 40.2
Diplomatic negotiations between the Ve	<div></div> 22.6	<div></div> 21.4	<div></div> 14.1	<div></div> 20.2	<div></div> 7.6	<div></div> 21.9	<div></div> 25.1	<div></div> 19.7	<div></div> 4.5	<div></div> 17.4	<div></div> 22.2
Don't know	<div></div> 36.8	<div></div> 18.3	<div></div> 19.3	<div></div> 17.4	<div></div> 20.4	<div></div> 23.3	<div></div> 33	<div></div> 18.6	<div></div> 9.1	<div></div> 8.6	<div></div> 15.5
Social protest and political negotiations	<div></div> 4.2	<div></div> 12.8	<div></div> 5.9	<div></div> 12.9	<div></div> 13.2	<div></div> 7.7	<div></div> 0.5	<div></div> 8.4	<div></div> 13.4	<div></div> 21.4	<div></div> 18.9
A military coup by the Venezuelan army	<div></div> 11.8	<div></div> 20.5	<div></div> 31.9	<div></div> 9.2	<div></div> 12.5	<div></div> 10.2	<div></div> 19.4	<div></div> 15	<div></div> 2.2	<div></div> 3	<div></div> 3.3

	VENEZUELAN DIASPORA	
	No	Yes
A US-led military intervention	<div></div> 40.8	<div></div> 55.1
Diplomatic negotiations between the Ve	<div></div> 18.4	<div></div> 10
Don't know	<div></div> 16.8	<div></div> 17.3
Social protest and political negotiations	<div></div> 14.6	<div></div> 3.1
A military coup by the Venezuelan army	<div></div> 9.3	<div></div> 14.5

Do you support a US military intervention in Venezuela to depose Nicolás Maduro and his government?



Do you support a US military intervention in Venezuela to depose Nicolás Maduro and his government?



Do you support a US military intervention in Venezuela to depose Nicolás Maduro and his government?

[crosstabs]

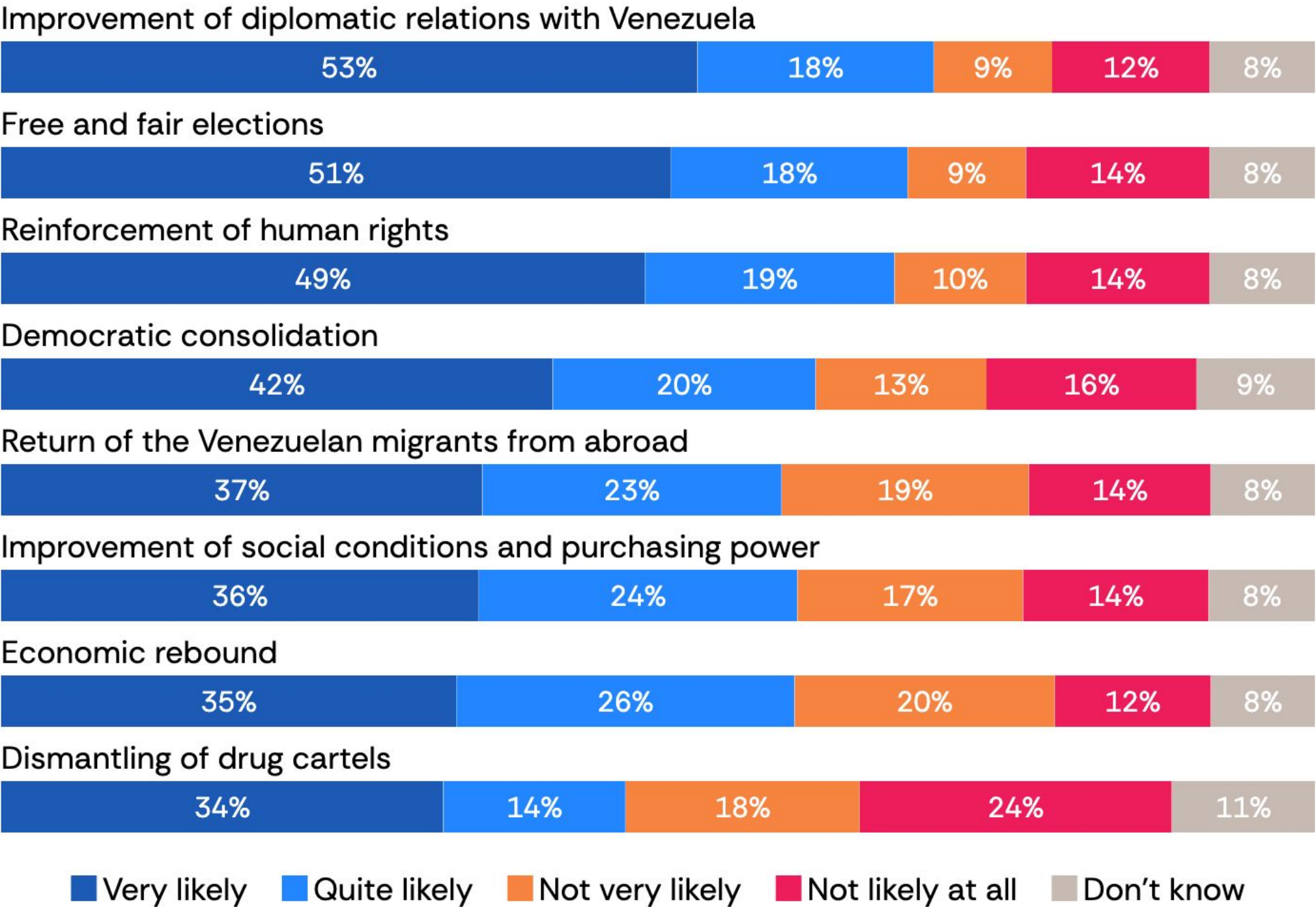
	GENDER		AGE						EDUCATION	
	Male	Female	16 - 24	25 - 34	35 - 44	45 - 59	60 - 100	College degree	No college degree	
Support	<div><div></div></div> 51.2	<div><div></div></div> 54.7	<div><div></div></div> 43.8	<div><div></div></div> 44.8	<div><div></div></div> 54	<div><div></div></div> 66.7	<div><div></div></div> 53.4	<div><div></div></div> 46.6	<div><div></div></div> 55.5	
Oppose	<div><div></div></div> 39.2	<div><div></div></div> 30.5	<div><div></div></div> 35.4	<div><div></div></div> 35.4	<div><div></div></div> 36.4	<div><div></div></div> 29	<div><div></div></div> 37.9	<div><div></div></div> 47.5	<div><div></div></div> 29.7	
Don't know	<div><div></div></div> 9.6	<div><div></div></div> 14.8	<div><div></div></div> 20.8	<div><div></div></div> 19.8	<div><div></div></div> 9.6	<div><div></div></div> 4.3	<div><div></div></div> 8.7	<div><div></div></div> 5.9	<div><div></div></div> 14.8	

	VENEZUELAN		FAMILY INCOME QUINTILE					VENEZUELAN DIASPORA	
	Yes	No	Q1 — Inferior	Q2 — Medium-Inferior	Q3 — Medium	Q4 — Medium-Superior	Q5 — Superior	No	Yes
Support	<div><div></div></div> 42.9	<div><div></div></div> 53.6	<div><div></div></div> 47.2	<div><div></div></div> 62.7	<div><div></div></div> 52.7	<div><div></div></div> 53.3	<div><div></div></div> 49.5	<div><div></div></div> 52.8	<div><div></div></div> 63.7
Oppose	<div><div></div></div> 25.4	<div><div></div></div> 35.3	<div><div></div></div> 27.3	<div><div></div></div> 25	<div><div></div></div> 39.7	<div><div></div></div> 35.4	<div><div></div></div> 45.2	<div><div></div></div> 35	<div><div></div></div> 17.3
Don't know	<div><div></div></div> 31.7	<div><div></div></div> 11.1	<div><div></div></div> 25.5	<div><div></div></div> 12.3	<div><div></div></div> 7.6	<div><div></div></div> 11.4	<div><div></div></div> 5.3	<div><div></div></div> 12.2	<div><div></div></div> 18.9

	POLITICAL IDEOLOGY						REGION			
	Right	Center-right	Center	Center-left	Left	No ideology / Don't know	Venezuela	Paraguay & Uruguay	Central America	Argentina
Support	<div><div></div></div> 91	<div><div></div></div> 75.3	<div><div></div></div> 53.2	<div><div></div></div> 15.1	<div><div></div></div> 2.4	<div><div></div></div> 52.7	<div><div></div></div> 34.2	<div><div></div></div> 62.8	<div><div></div></div> 58.3	<div><div></div></div> 50.3
Oppose	<div><div></div></div> 5	<div><div></div></div> 10	<div><div></div></div> 40.8	<div><div></div></div> 81.2	<div><div></div></div> 94.8	<div><div></div></div> 17.2	<div><div></div></div> 28.9	<div><div></div></div> 25.2	<div><div></div></div> 19.4	<div><div></div></div> 37.9
Don't know	<div><div></div></div> 3.9	<div><div></div></div> 14.7	<div><div></div></div> 6	<div><div></div></div> 3.7	<div><div></div></div> 2.8	<div><div></div></div> 30.1	<div><div></div></div> 37	<div><div></div></div> 12	<div><div></div></div> 22.3	<div><div></div></div> 11.8

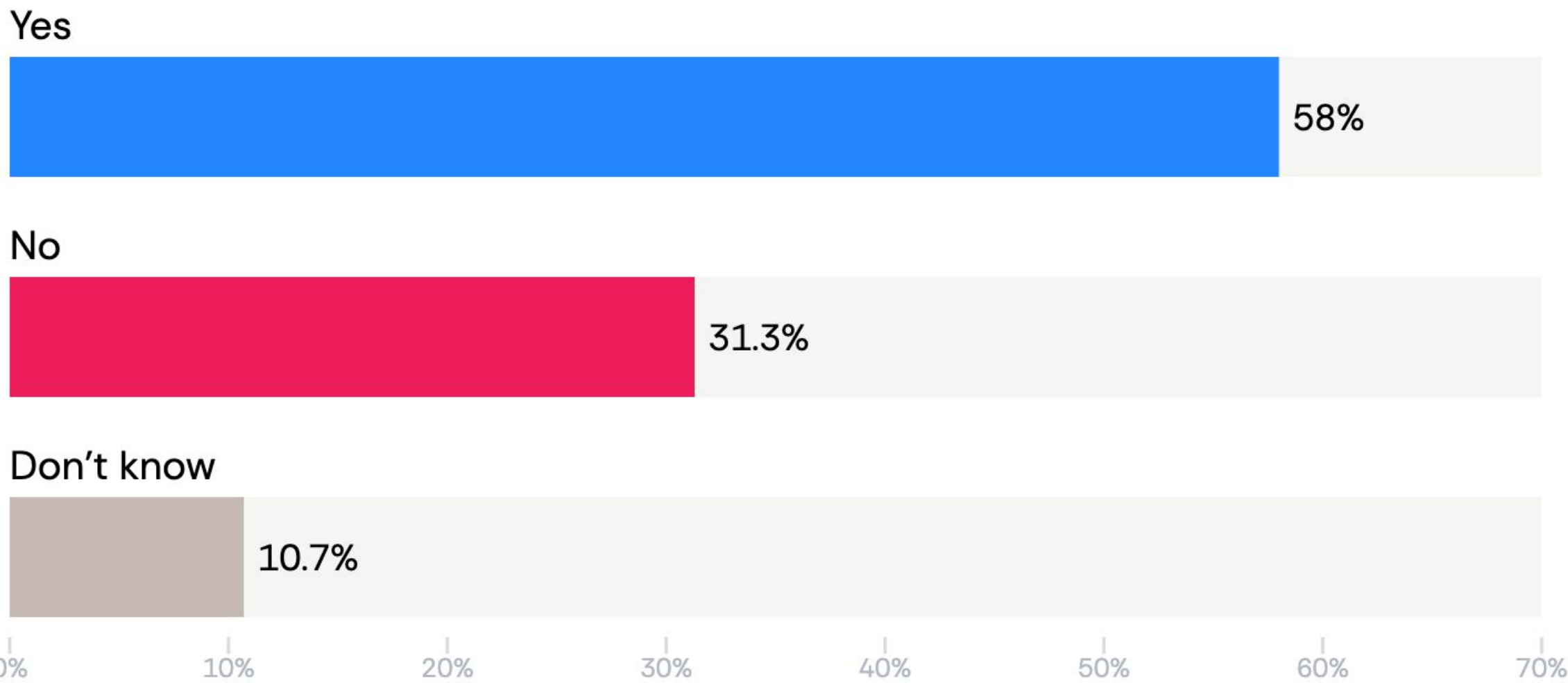
	REGION						
	Peru, Ecuador & Bolivia	Colombia	USA & Canada	Chile	Caribbean	Brazil	Mexico
Support	<div><div></div></div> 66.7	<div><div></div></div> 55.7	<div><div></div></div> 43.3	<div><div></div></div> 47.2	<div><div></div></div> 78.7	<div><div></div></div> 54.7	<div><div></div></div> 45.8
Oppose	<div><div></div></div> 12.8	<div><div></div></div> 20.9	<div><div></div></div> 30.1	<div><div></div></div> 32.6	<div><div></div></div> 12.3	<div><div></div></div> 42.9	<div><div></div></div> 49.2
Don't know	<div><div></div></div> 20.5	<div><div></div></div> 23.4	<div><div></div></div> 26.7	<div><div></div></div> 20.2	<div><div></div></div> 9	<div><div></div></div> 2.4	<div><div></div></div> 5

In the event of a regime overthrow in Venezuela and the return of democracy, how do you evaluate the likelihood of each of the following potential consequences?

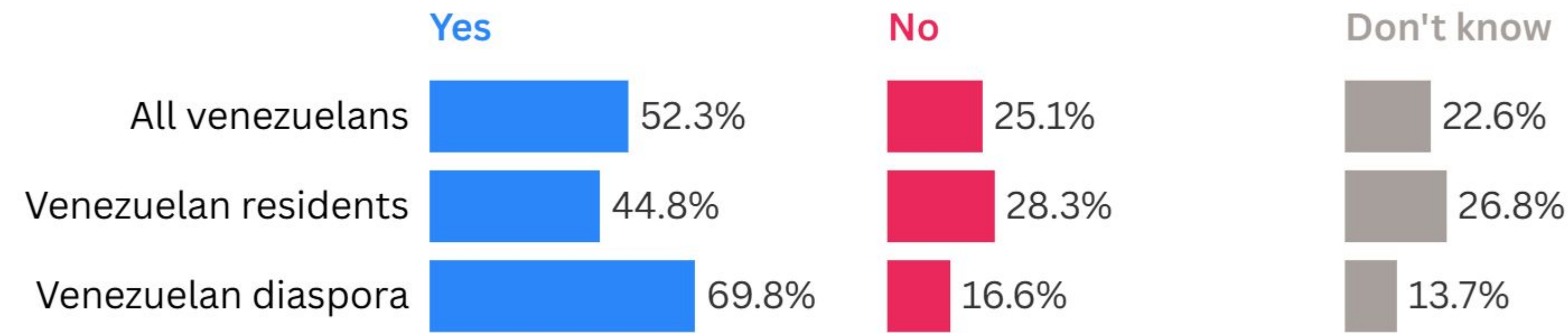


5 Venezuelan diaspora

Have you experienced any changes or impacts in your country related to Venezuelan immigration?



Have you experienced any changes or impacts in your country related to Venezuelan immigration?



Have you experienced any changes or impacts in your country related to Venezuelan immigration?

[crosstabs]

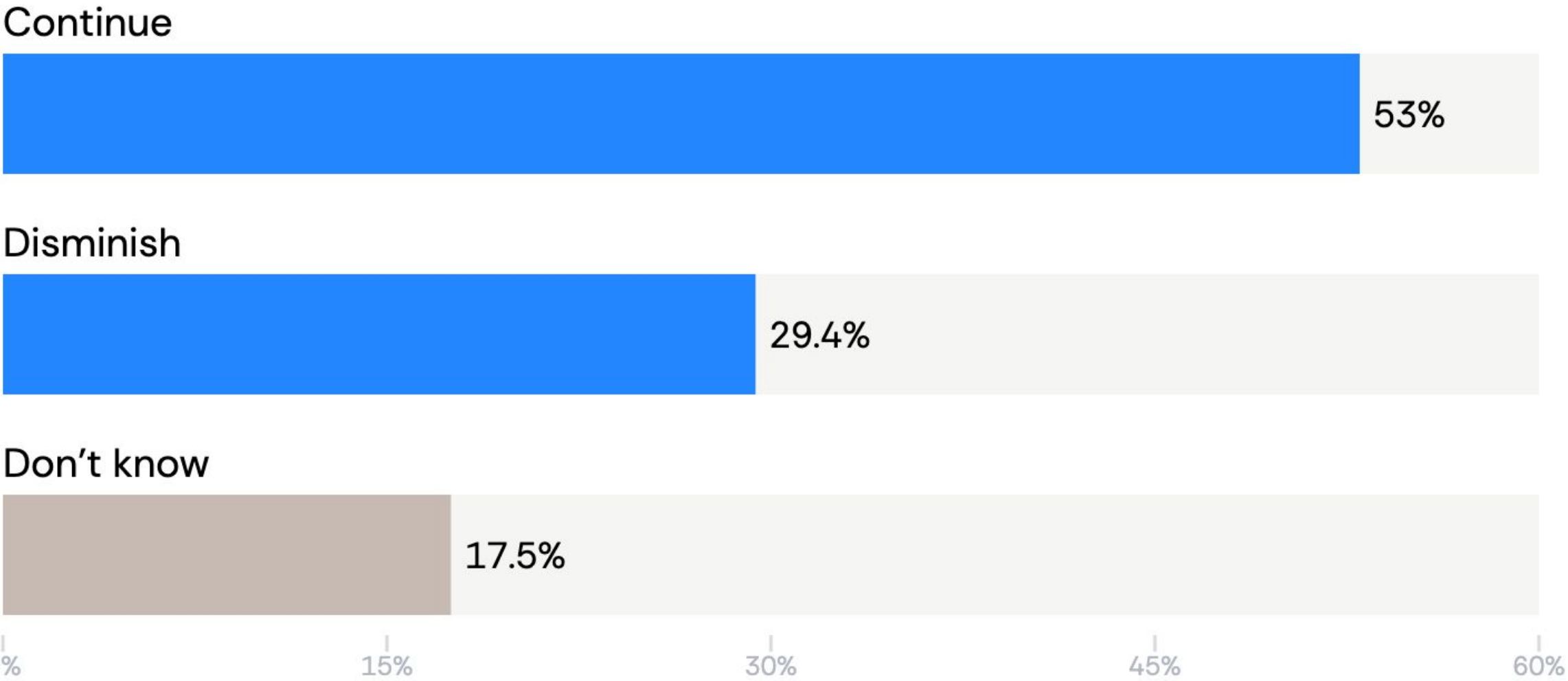
	GENDER				AGE						EDUCATION							
	Male		Female		16 - 24		25 - 34		35 - 44		45 - 59		60 - 100		College degree		No college degree	
Yes	<div></div>	57.7	<div></div>	58.2	<div></div>	48.5	<div></div>	57.1	<div></div>	61.3	<div></div>	61	<div></div>	60.4	<div></div>	63.6	<div></div>	55.8
No	<div></div>	35.2	<div></div>	27.6	<div></div>	32.4	<div></div>	29.2	<div></div>	28.7	<div></div>	32.9	<div></div>	33.3	<div></div>	30.9	<div></div>	31.5
Don't know	<div></div>	7.1	<div></div>	14.2	<div></div>	19	<div></div>	13.7	<div></div>	10	<div></div>	6.1	<div></div>	6.3	<div></div>	5.5	<div></div>	12.8

	VENEZUELAN				FAMILY INCOME QUINTILE								VENEZUELAN DIASPORA					
	Yes		No		Q1 – Inferior		Q2 – Medium-Inferior		Q3 – Medium		Q4 – Medium-Superior		Q5 – Superior		No		Yes	
Yes	<div></div>	52.3	<div></div>	58.3	<div></div>	53.1	<div></div>	64.4	<div></div>	58.9	<div></div>	51.8	<div></div>	62	<div></div>	57.8	<div></div>	69.8
No	<div></div>	25.1	<div></div>	31.7	<div></div>	27.9	<div></div>	27.9	<div></div>	31.8	<div></div>	35.9	<div></div>	32.5	<div></div>	31.5	<div></div>	16.6
Don't know	<div></div>	22.6	<div></div>	10	<div></div>	19	<div></div>	7.7	<div></div>	9.3	<div></div>	12.4	<div></div>	5.5	<div></div>	10.7	<div></div>	13.7

	POLITICAL IDEOLOGY							REGION												
	Right		Center-right		Center		Center-left		Left		No ideology / Don't know		Venezuela		Paraguay & Uruguay		Central America		Argentina	
Yes	<div></div>	71.5	<div></div>	68.6	<div></div>	60.1	<div></div>	47.4	<div></div>	37.3	<div></div>	56.4	<div></div>	44.8	<div></div>	40.4	<div></div>	52.5	<div></div>	55.6
No	<div></div>	21.8	<div></div>	18.8	<div></div>	37.8	<div></div>	51	<div></div>	59.7	<div></div>	18.9	<div></div>	28.3	<div></div>	38.2	<div></div>	34.3	<div></div>	34.6
Don't know	<div></div>	6.6	<div></div>	12.6	<div></div>	2.1	<div></div>	1.7	<div></div>	3	<div></div>	24.7	<div></div>	26.8	<div></div>	21.5	<div></div>	13.3	<div></div>	9.7

	REGION							
	Peru, Ecuador & Bolivia	Colombia	USA & Canada	Chile	Caribbean	Brazil	Mexico	
Yes	<div><div></div></div> 69.8	<div><div></div></div> 77.3	<div><div></div></div> 57.2	<div><div></div></div> 79.3	<div><div></div></div> 51.5	<div><div></div></div> 50.7	<div><div></div></div> 63.4	
No	<div><div></div></div> 18.3	<div><div></div></div> 12	<div><div></div></div> 21.8	<div><div></div></div> 11.4	<div><div></div></div> 31	<div><div></div></div> 41.6	<div><div></div></div> 31.4	
Don't know	<div><div></div></div> 11.9	<div><div></div></div> 10.7	<div><div></div></div> 21	<div><div></div></div> 9.4	<div><div></div></div> 17.4	<div><div></div></div> 7.7	<div><div></div></div> 5.1	

Do you think migration from Venezuela will continue or diminish in the immediate future?



Do you think migration from Venezuela will continue or diminish in the immediate future? [crosstabs]

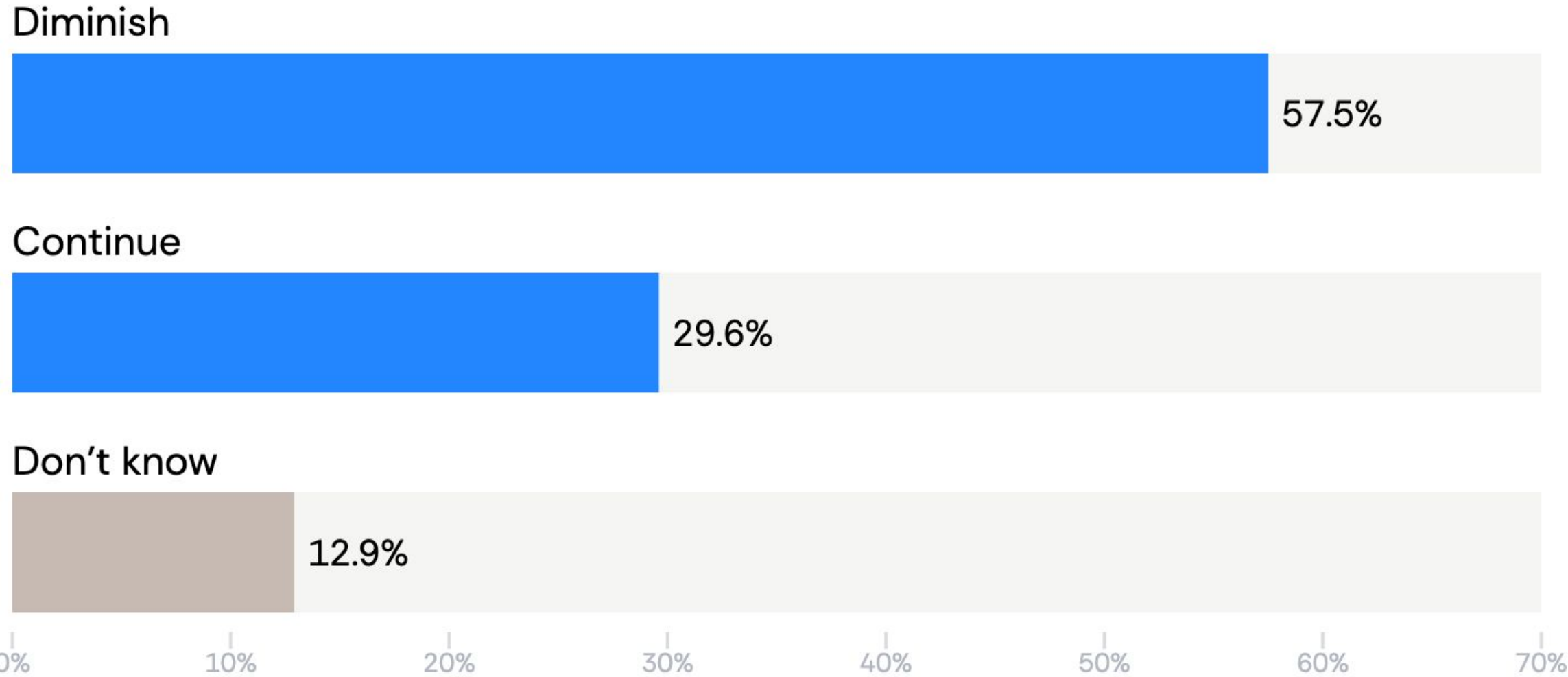
	GENDER				AGE						EDUCATION							
	Male		Female		16 - 24		25 - 34		35 - 44		45 - 59		60 - 100		College degree		No college degree	
Continue	<div></div>	56.5	<div></div>	49.7	<div></div>	59.2	<div></div>	57.9	<div></div>	54	<div></div>	45.8	<div></div>	49.5	<div></div>	55.3	<div></div>	52.1
Diminish	<div></div>	30.9	<div></div>	28.1	<div></div>	17.7	<div></div>	24.8	<div></div>	26.2	<div></div>	39.7	<div></div>	36.6	<div></div>	30.4	<div></div>	29.1
Don't know	<div></div>	12.7	<div></div>	22.2	<div></div>	23.1	<div></div>	17.3	<div></div>	19.8	<div></div>	14.5	<div></div>	14	<div></div>	14.3	<div></div>	18.8

	VENEZUELAN		FAMILY INCOME QUINTILE					VENEZUELAN DIASPORA	
	Yes	No	Q1 – Inferior	Q2 – Medium-Inferior	Q3 – Medium	Q4 – Medium-Superior	Q5 – Superior	No	Yes
Continue	<div></div> 46.4	<div></div> 53.4	<div></div> 45.7	<div></div> 55.6	<div></div> 55.7	<div></div> 49	<div></div> 58.9	<div></div> 52.9	<div></div> 57.3
Diminish	<div></div> 33.7	<div></div> 29.2	<div></div> 30.8	<div></div> 31.2	<div></div> 31	<div></div> 28.7	<div></div> 25.9	<div></div> 29.4	<div></div> 33
Don't know	<div></div> 19.9	<div></div> 17.4	<div></div> 23.5	<div></div> 13.3	<div></div> 13.3	<div></div> 22.3	<div></div> 15.1	<div></div> 17.7	<div></div> 9.7

	POLITICAL IDEOLOGY						REGION			
	Right	Center-right	Center	Center-left	Left	No ideology / Don't know	Venezuela	Paraguay & Uruguay	Central America	Argentina
Continue	<div></div> 47.2	<div></div> 53.1	<div></div> 67.1	<div></div> 69.2	<div></div> 53.6	<div></div> 47.4	<div></div> 41.8	<div></div> 56.7	<div></div> 58.1	<div></div> 45.2
Diminish	<div></div> 37.3	<div></div> 28	<div></div> 26.4	<div></div> 19.4	<div></div> 28.5	<div></div> 28.1	<div></div> 33.8	<div></div> 21.1	<div></div> 26.7	<div></div> 37.7
Don't know	<div></div> 15.5	<div></div> 18.8	<div></div> 6.6	<div></div> 11.4	<div></div> 17.9	<div></div> 24.5	<div></div> 24.4	<div></div> 22.2	<div></div> 15.2	<div></div> 17.1

	REGION						
	Peru, Ecuador & Bolivia	Colombia	USA & Canada	Chile	Caribbean	Brazil	Mexico
Continue	<div></div> 48.1	<div></div> 47.4	<div></div> 43.1	<div></div> 45.3	<div></div> 46.4	<div></div> 58.8	<div></div> 56.3
Diminish	<div></div> 24.7	<div></div> 37.5	<div></div> 29.7	<div></div> 26.6	<div></div> 44	<div></div> 24.4	<div></div> 34.2
Don't know	<div></div> 27.2	<div></div> 15.1	<div></div> 27.2	<div></div> 28.1	<div></div> 9.5	<div></div> 16.8	<div></div> 9.6

In the event of a collapse of the Maduro regime, would migration from Venezuela continue or diminish in the immediate aftermath?



In the event of a collapse of the Maduro regime, would migration from Venezuela continue or diminish in the immediate aftermath?

[crosstabs]

	GENDER		AGE						EDUCATION	
	Male	Female	16 - 24	25 - 34	35 - 44	45 - 59	60 - 100	College degree	No college degree	
Diminish	<div></div> 56.2	<div></div> 58.8	<div></div> 49.9	<div></div> 50.3	<div></div> 52.1	<div></div> 68.8	<div></div> 64.9	<div></div> 52.5	<div></div> 59.5	
Continue	<div></div> 34.2	<div></div> 25.3	<div></div> 27.2	<div></div> 34.1	<div></div> 33.9	<div></div> 25.8	<div></div> 26.7	<div></div> 38.4	<div></div> 26.2	
Don't know	<div></div> 9.6	<div></div> 16	<div></div> 22.9	<div></div> 15.6	<div></div> 14	<div></div> 5.4	<div></div> 8.5	<div></div> 9.1	<div></div> 14.4	

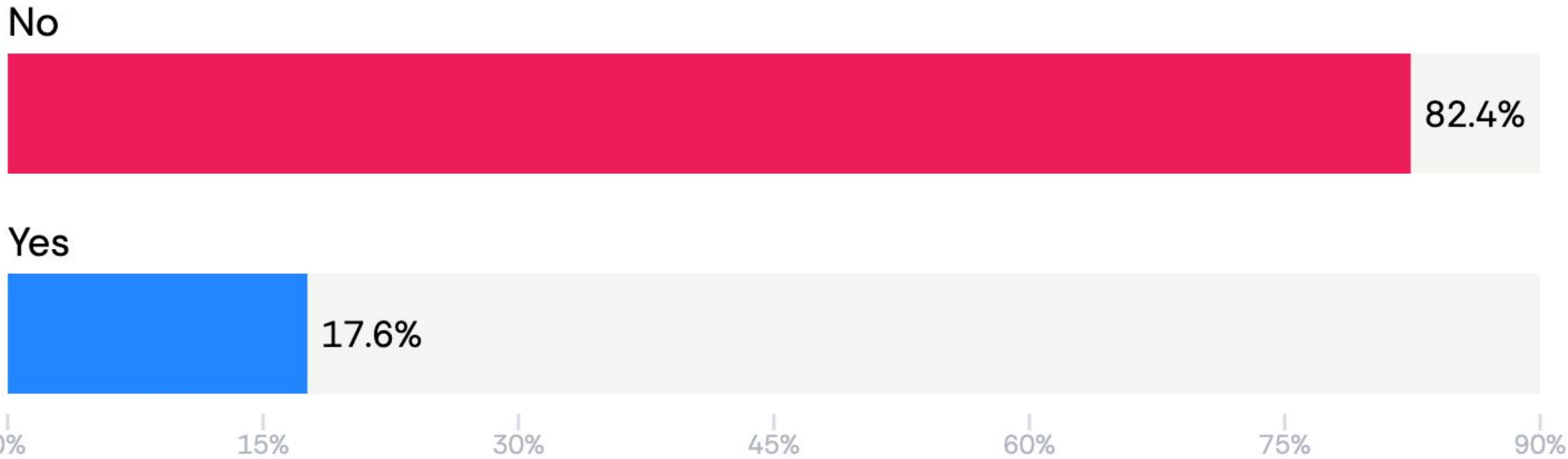
	VENEZUELAN		FAMILY INCOME QUINTILE					VENEZUELAN DIASPORA	
	Yes	No	Q1 – Inferior	Q2 – Medium-Inferior	Q3 – Medium	Q4 – Medium-Superior	Q5 – Superior	No	Yes
Diminish	<div></div> 51.9	<div></div> 57.8	<div></div> 53.4	<div></div> 72.1	<div></div> 55.2	<div></div> 50.4	<div></div> 57	<div></div> 57.3	<div></div> 68.6
Continue	<div></div> 23.3	<div></div> 30	<div></div> 27	<div></div> 18	<div></div> 33.9	<div></div> 35.7	<div></div> 32.7	<div></div> 29.8	<div></div> 18.6
Don't know	<div></div> 24.8	<div></div> 12.2	<div></div> 19.6	<div></div> 9.9	<div></div> 10.9	<div></div> 13.9	<div></div> 10.3	<div></div> 12.9	<div></div> 12.8

	POLITICAL IDEOLOGY						REGION			
	Right	Center-right	Center	Center-left	Left	No ideology / Don't know	Venezuela	Paraguay & Uruguay	Central America	Argentina
Diminish	<div></div> 76.3	<div></div> 77.5	<div></div> 65.4	<div></div> 31.5	<div></div> 27.2	<div></div> 56.1	<div></div> 44.9	<div></div> 58.7	<div></div> 64.1	<div></div> 60.1
Continue	<div></div> 18.4	<div></div> 11	<div></div> 32.4	<div></div> 56.3	<div></div> 59.3	<div></div> 19.8	<div></div> 25.1	<div></div> 27.4	<div></div> 27.1	<div></div> 24
Don't know	<div></div> 5.3	<div></div> 11.5	<div></div> 2.2	<div></div> 12.2	<div></div> 13.4	<div></div> 24.1	<div></div> 30	<div></div> 13.9	<div></div> 8.8	<div></div> 16

	REGION						
	Peru, Ecuador & Bolivia	Colombia	USA & Canada	Chile	Caribbean	Brazil	Mexico
Diminish	<div></div> 64	<div></div> 61.6	<div></div> 55.2	<div></div> 50.2	<div></div> 63.3	<div></div> 55.7	<div></div> 56.4
Continue	<div></div> 18.5	<div></div> 21.1	<div></div> 20	<div></div> 24.7	<div></div> 12	<div></div> 35.8	<div></div> 38.7
Don't know	<div></div> 17.5	<div></div> 17.4	<div></div> 24.8	<div></div> 25	<div></div> 24.7	<div></div> 8.5	<div></div> 4.9

6 Visiting Venezuela

Are you currently considering visiting Venezuela?



Are you currently considering visiting Venezuela?

[crosstabs]

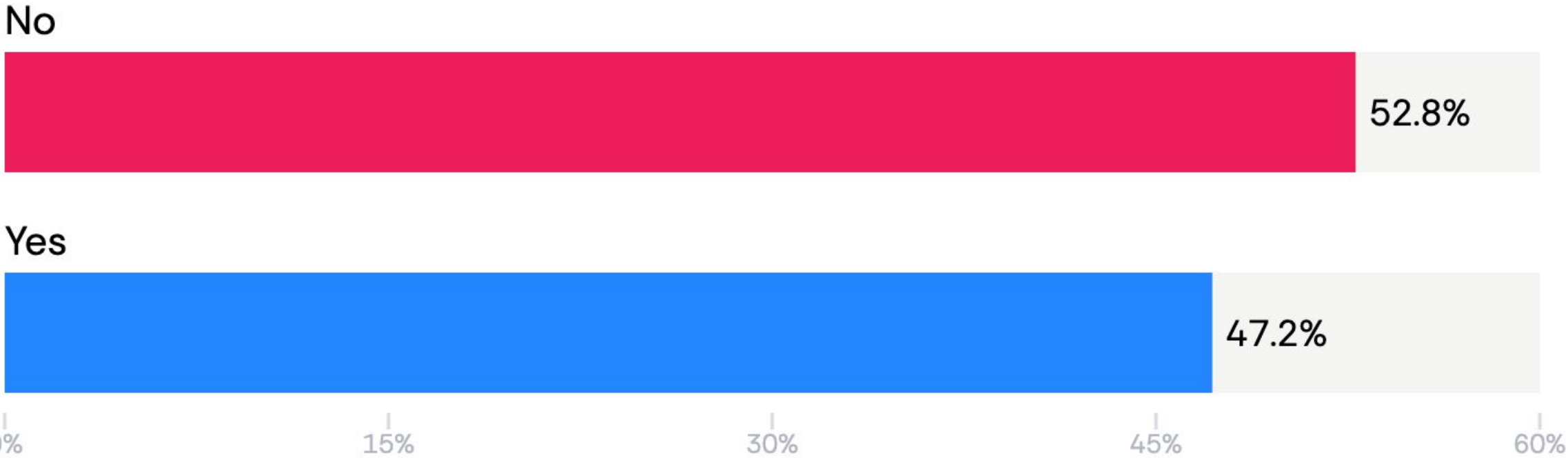
	GENDER		AGE					EDUCATION	
	Male	Female	16 - 24	25 - 34	35 - 44	45 - 59	60 - 100	College degree	No college degree
No	<div><div></div></div> 82.3	<div><div></div></div> 82.4	<div><div></div></div> 87.2	<div><div></div></div> 75.3	<div><div></div></div> 77.7	<div><div></div></div> 81.3	<div><div></div></div> 91.7	<div><div></div></div> 77.3	<div><div></div></div> 84.3
Yes	<div><div></div></div> 17.7	<div><div></div></div> 17.6	<div><div></div></div> 12.8	<div><div></div></div> 24.7	<div><div></div></div> 22.3	<div><div></div></div> 18.7	<div><div></div></div> 8.3	<div><div></div></div> 22.7	<div><div></div></div> 15.7

	VENEZUELAN		FAMILY INCOME QUINTILE					VENEZUELAN DIASPORA	
	Yes	No	Q1 – Inferior	Q2 – Medium-Inferior	Q3 – Medium	Q4 – Medium-Superior	Q5 – Superior	No	Yes
No	<div><div></div></div> 29.7	<div><div></div></div> 85.6	<div><div></div></div> 73.1	<div><div></div></div> 87.1	<div><div></div></div> 83	<div><div></div></div> 87.8	<div><div></div></div> 80.6	<div><div></div></div> 83	<div><div></div></div> 46.1
Yes	<div><div></div></div> 70.3	<div><div></div></div> 14.4	<div><div></div></div> 26.9	<div><div></div></div> 12.9	<div><div></div></div> 17	<div><div></div></div> 12.2	<div><div></div></div> 19.4	<div><div></div></div> 17	<div><div></div></div> 53.9

	POLITICAL IDEOLOGY						REGION			
	Right	Center-right	Center	Center-left	Left	No ideology / Don't know	Venezuela	Paraguay & Uruguay	Central America	Argentina
No	<div><div></div></div> 90.1	<div><div></div></div> 91.6	<div><div></div></div> 87.4	<div><div></div></div> 84.3	<div><div></div></div> 69.2	<div><div></div></div> 76.7	<div><div></div></div> 23.8	<div><div></div></div> 82.5	<div><div></div></div> 92.3	<div><div></div></div> 88.2
Yes	<div><div></div></div> 9.9	<div><div></div></div> 8.4	<div><div></div></div> 12.6	<div><div></div></div> 15.7	<div><div></div></div> 30.8	<div><div></div></div> 23.3	<div><div></div></div> 76.2	<div><div></div></div> 17.5	<div><div></div></div> 7.7	<div><div></div></div> 11.8

	REGION						
	Peru, Ecuador & Bolivia	Colombia	USA & Canada	Chile	Caribbean	Brazil	Mexico
No	<div><div></div></div> 74.9	<div><div></div></div> 84.7	<div><div></div></div> 75	<div><div></div></div> 85.3	<div><div></div></div> 75.6	<div><div></div></div> 91.4	<div><div></div></div> 79.4
Yes	<div><div></div></div> 25.1	<div><div></div></div> 15.3	<div><div></div></div> 25	<div><div></div></div> 14.7	<div><div></div></div> 24.4	<div><div></div></div> 8.6	<div><div></div></div> 20.6

In the event of a collapse of the Maduro regime, would you consider visiting Venezuela?



In the event of a collapse of the Maduro regime, would you consider visiting Venezuela?

[crosstabs]

	GENDER				AGE						EDUCATION							
	Male		Female		16 - 24		25 - 34		35 - 44		45 - 59		60 - 100		College degree		No college degree	
No	<div></div>	52.4	<div></div>	53.1	<div></div>	51.7	<div></div>	57.9	<div></div>	50.3	<div></div>	47	<div></div>	57.3	<div></div>	53.3	<div></div>	52.6
Yes	<div></div>	47.6	<div></div>	46.9	<div></div>	48.3	<div></div>	42.1	<div></div>	49.7	<div></div>	53	<div></div>	42.7	<div></div>	46.7	<div></div>	47.4

	VENEZUELAN				FAMILY INCOME QUINTILE						VENEZUELAN DIASPORA							
	Yes		No		Q1 – Inferior		Q2 – Medium-Inferior		Q3 – Medium		Q4 – Medium-Superior		Q5 – Superior		No		Yes	
No	<div></div>	17.7	<div></div>	54.9	<div></div>	55.9	<div></div>	45.5	<div></div>	49	<div></div>	56.2	<div></div>	56.6	<div></div>	53.5	<div></div>	9.3
Yes	<div></div>	82.3	<div></div>	45.1	<div></div>	44.1	<div></div>	54.5	<div></div>	51	<div></div>	43.8	<div></div>	43.4	<div></div>	46.5	<div></div>	90.7

	POLITICAL IDEOLOGY							REGION												
	Right		Center-right		Center		Center-left		Left		No ideology / Don't know		Venezuela		Paraguay & Uruguay		Central America		Argentina	
No	<div></div>	38.2	<div></div>	41	<div></div>	41.4	<div></div>	76.2	<div></div>	79.7	<div></div>	50.4	<div></div>	21.7	<div></div>	50.4	<div></div>	44.1	<div></div>	58.1
Yes	<div></div>	61.8	<div></div>	59	<div></div>	58.6	<div></div>	23.8	<div></div>	20.3	<div></div>	49.6	<div></div>	78.3	<div></div>	49.6	<div></div>	55.9	<div></div>	41.9

	REGION													
	Peru, Ecuador & Bolivia		Colombia		USA & Canada		Chile		Caribbean		Brazil		Mexico	
No	<div></div>	55.9	<div></div>	41.7	<div></div>	62.9	<div></div>	77.1	<div></div>	18.7	<div></div>	57.1	<div></div>	53.6
Yes	<div></div>	44.1	<div></div>	58.3	<div></div>	37.1	<div></div>	22.9	<div></div>	81.3	<div></div>	42.9	<div></div>	46.4



AtlasIntel

Bloomberg